

CS LUCAS DASHBOARDS



CASH AND LIQUIDITY MANAGEMENT

Cash Position as at 2 Jul 17

AC_GROUP

All

Acct Cntr

All

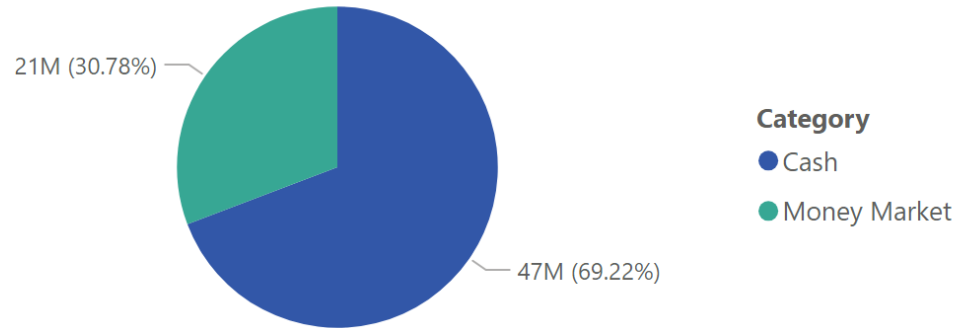
SGD 46.55 M

Cash Position

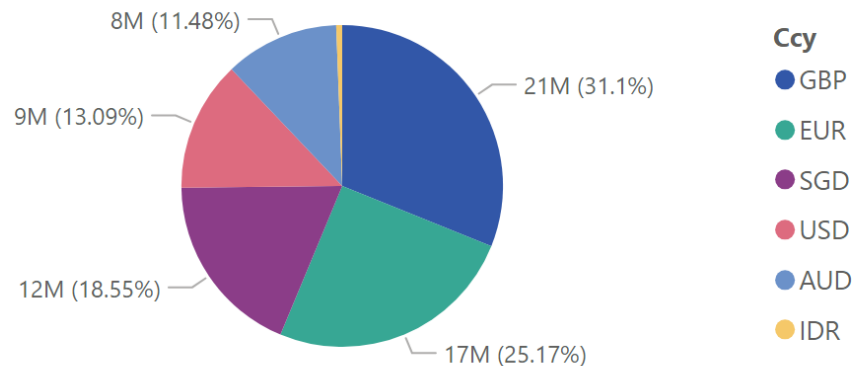
SGD 20.70 M

MM Deposit

Cash/Deposit by Category

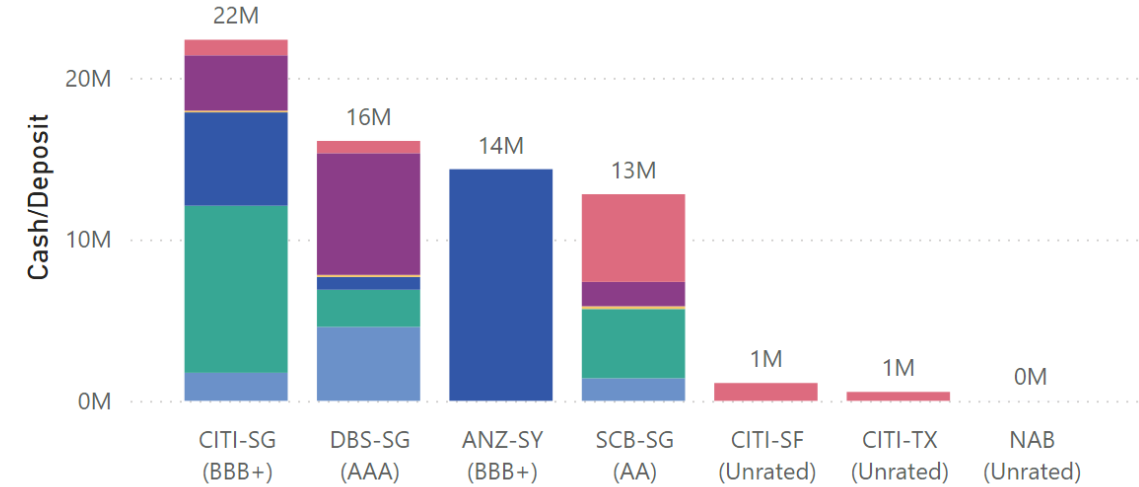


Cash by Ccy



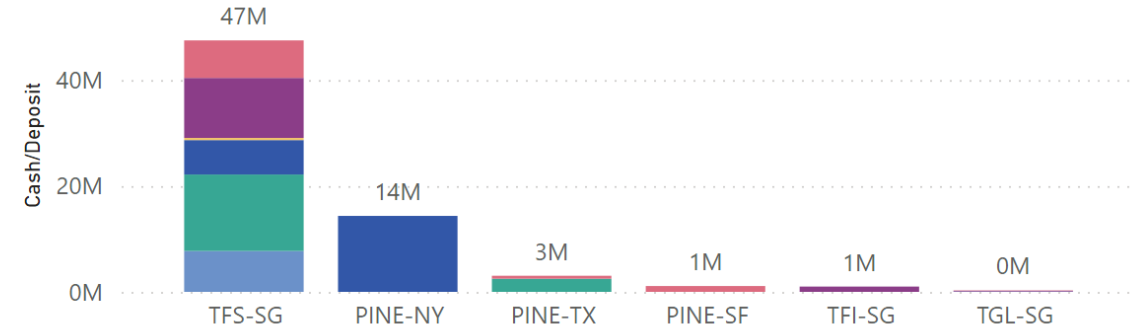
Cash/Deposit by CtpyID (Rating) and Ccy

Ccy ● AUD ● EUR ● GBP ● IDR ● SGD ● USD



Cash/Deposit by Acct Cntr and Ccy

Ccy ● AUD ● EUR ● GBP ● IDR ● SGD ● USD



Clear selection



Min/Max Transfer 2 Jul 17

AC_GROUP

All

Acct Cntr

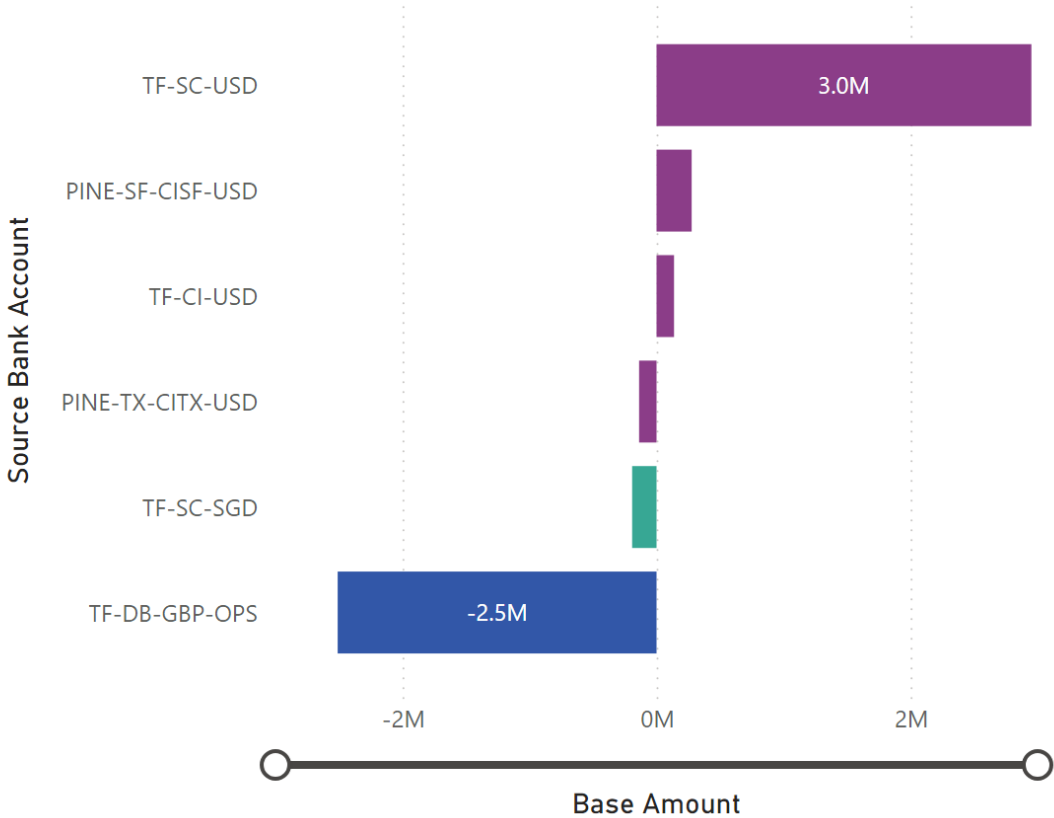
All

SGD -2,839,355
Deficit (top up)

SGD 3,365,371
Surplus (returned)

Transfer Amount Base

CCY ● GBP ● SGD ● USD



SSI	CCY	Amount	Min	Max	Ccy Amt	Base Amt
PINE-SF-CISF-USD	USD	800,750.00	500,000	600,000	200,750	276,493
PINE-TX-CITX-USD	USD	400,375.00	500,000	600,000	-99,625	-137,214
TF-CI-AUD	AUD	1,640,598.52			0	0
TF-CI-EUR	EUR	4,983,248.14			0	0
TF-CI-GBP	GBP	3,224,192.71			0	0
TF-CI-IDR	IDR	1,029,266,186.00			0	0
TF-CI-SGD	SGD	3,426,908.46			0	0
TF-CI-USD	USD	700,000.00	500,000	600,000	100,000	137,730
TF-DB-AUD	AUD	4,318,542.08			0	0
TF-DB-EUR	EUR	1,460,824.89			0	0
TF-DB-GBP-OPS	GBP	400,000.00	1,800,000	2,000,000	-1,400,000	-2,510,200
TF-DB-IDR	IDR	1,239,266,186.00			0	0
TF-DB-SGD	SGD	5,000,000.00			0	0
TF-DB-SGD-OPS	SGD	300,000.00			0	0
TF-DB-USD-OPS	USD	500,000.00	500,000	600,000	0	0
TF-SC-AUD	AUD	1,320,573.89			0	0
TF-SC-EUR	EUR	2,719,122.70			0	0
TF-SC-GBP	GBP	1,300.00			0	0
TF-SC-IDR	IDR	1,641,655,865.00			0	0
TF-SC-SGD	SGD	1,508,058.04	1,700,000	2,000,000	-191,942	-191,942
TF-SC-USD	USD	2,742,705.31	500,000	600,000	2,142,705	2,951,148
TFS-NAB-023	AUD	1,587.57			0	0
TG-DB-GBP-OPS	GBP	40,000.00			0	0
TG-DB-SGD-OPS	SGD	30,000.00			0	0
TG-DB-USD-OPS	USD	50,000.00			0	0
Total						526,016

Clear selection



Cash Position as at 2 Jul 17

CATEGORY

☐ Cash

☒ Ledger

☐ Money Mark...

Buss Unit

☐ SG-Co

☐ TFS Group

CtpyID

☐ CITI-SG

☐ DBS-SG

☐ SCB-SG

CCY

☐ AUD

☐ EUR

☐ GBP

☐ IDR

☐ SGD

☐ USD

Acct Cntr

☐ TFS-SG

☐ TGL-SG

Cash/MM	Acct Cntr	Ctpy ID	SSI/TradeID	Ccy	Ccy Amt	Base Ccy	Base Amt	Exc Rate	Rate
Ledger	TFS-SG	CITI-SG	TF-CI-AUD	AUD	1,476,539	SGD	1,565,574	1.0603	
Ledger	TFS-SG	CITI-SG	TF-CI-EUR	EUR	4,484,923	SGD	7,067,342	1.5758	
Ledger	TFS-SG	CITI-SG	TF-CI-GBP	GBP	2,901,773	SGD	5,202,880	1.7930	
Ledger	TFS-SG	CITI-SG	TF-CI-IDR	IDR	8,339,567	SGD	862	0.0001	
Ledger	TFS-SG	CITI-SG	TF-CI-SGD	SGD	3,084,218	SGD	3,084,218	1.0000	
Ledger	TFS-SG	CITI-SG	TF-CI-USD	USD	680,000	SGD	936,564	1.3773	
Ledger	TFS-SG	DBS-SG	TF-DB-AUD	AUD	3,886,688	SGD	4,121,055	1.0603	
Ledger	TFS-SG	DBS-SG	TF-DB-EUR	EUR	1,314,742	SGD	2,071,771	1.5758	
Ledger	TFS-SG	DBS-SG	TF-DB-GBP-OPS	GBP	400,000	SGD	717,200	1.7930	
Ledger	TFS-SG	DBS-SG	TF-DB-IDR	IDR	8,339,567	SGD	862	0.0001	
Ledger	TFS-SG	DBS-SG	TF-DB-SGD	SGD	4,900,000	SGD	4,900,000	1.0000	
Ledger	TFS-SG	DBS-SG	TF-DB-SGD-OPS	SGD	300,000	SGD	300,000	1.0000	
Ledger	TFS-SG	DBS-SG	TF-DB-USD-OPS	USD	500,000	SGD	688,650	1.3773	
Ledger	TFS-SG	SCB-SG	TF-SC-AUD	AUD	1,188,517	SGD	1,260,184	1.0603	
Ledger	TFS-SG	SCB-SG	TF-SC-EUR	EUR	2,447,210	SGD	3,856,314	1.5758	
Ledger	TFS-SG	SCB-SG	TF-SC-GBP	GBP	1,300	SGD	2,331	1.7930	
Ledger	TFS-SG	SCB-SG	TF-SC-IDR	IDR	1,490,279	SGD	154	0.0001	
Ledger	TFS-SG	SCB-SG	TF-SC-SGD	SGD	1,357,252	SGD	1,357,252	1.0000	
Ledger	TFS-SG	SCB-SG	TF-SC-USD	USD	2,468,435	SGD	3,399,775	1.3773	
Ledger	TGL-SG	DBS-SG	TG-DB-GBP-OPS	GBP	40,000	SGD	71,720	1.7930	
Ledger	TGL-SG	DBS-SG	TG-DB-SGD-OPS	SGD	30,000	SGD	30,000	1.0000	
Ledger	TGL-SG	DBS-SG	TG-DB-USD-OPS	USD	50,000	SGD	68,865	1.3773	
Total							40,703,573		

Clear selection

Cash Forecast as at 2 Jul 17

Business Units

TFS Group

ACCTCNTR

All

Bank Account Group (SSI)

Multiple selections

Cycle & Source

Multiple selections

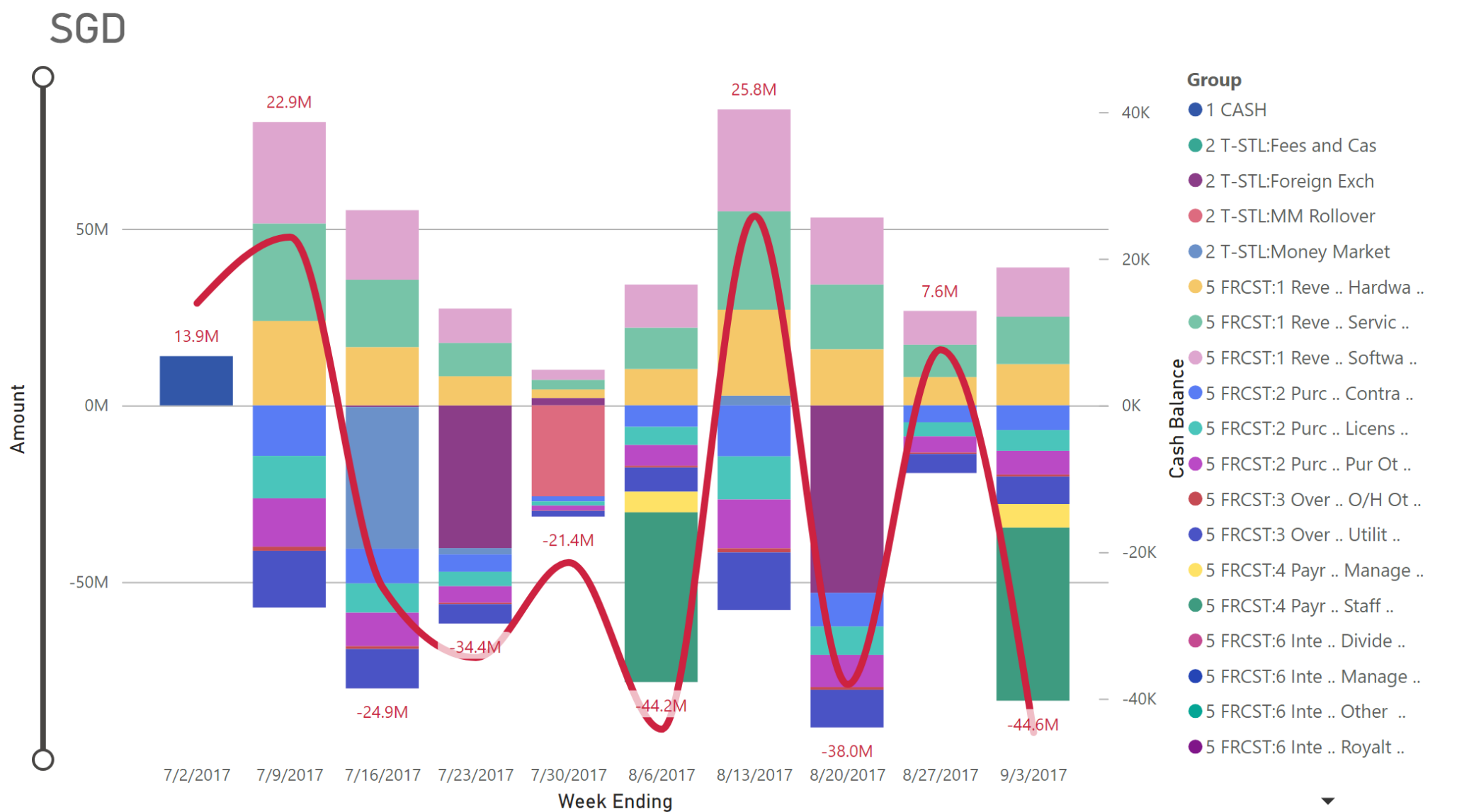
Cashflow Type

All

VDATE

7/1/2017

8/31/2017



Clear selection

Cash Forecast as at 2 Jul 17

Business Units

TFS Group

ACCTCNTR

All

Bank Account Group (SSI)

Multiple selections

Cycle & Source

Multiple selections

Cashflow Type

All

VDATE

7/1/2017

8/31/2017

SGD

Activity Type	2 July	9 July	16 July	23 July	30 July	6 August	13 August	20 August	27 August	3 September
Opening Cash	13,930									
TFS-SG	13,930									
TF-CI-USD	964									
TF-DB-GBP-OPS	4,010									
TF-DB-SGD	5,000									
TF-DB-SGD-OPS	200									
TF-DB-USD-OPS	1,426									
TF-SC-GBP	2,331									
Treasury Settlement		-18	-40,591	-42,219	-23,682		2,753	-53,110		
Fees and Cash Transactions		0								
MAP100066.00		0								
Foreign Exchange Outright		-18	-481	-40,428	2,087			-53,110		
FRX100001.00		-18								
FRX100002.00				61						
FRX100003.00			-481							
FRX100004.00				-10,435						
FRX100005.00								-13,566		
FRX100007.00				-30,053						
FRX100008.00								-39,544		
FRX100010.00					2,087					
MM Rollover Cash		0	0		-25,769					
CDL100001.00		0								
CDL100002.00			0							
CDL100003.00					-25,769					
Total	13,930	22,948	-24,896	-34,387	-21,427	-44,163	25,804	-38,047	7,577	-44,616

Settlement Diary from 2-Jul-17

Ccy

SGD

Acct Cntr, SSI

TFS-SG

Activity Type

All

Dates

Multiple selections

Activity Type ● Opening Cash ● Treasury Settlement ● Cash Forecast ● Cash Balance





Settlement Diary from 2-Jul-17

Ccy

SGD

Acct Cntr, SSI

TFS-SG

Activity Type

All

Dates

Multiple selections

Date	Opening Cash	Treasury Settlement	Cash Forecast	Total
☐ Saturday, July 01, 2017	10,134,966.50			10,134,966.50
TFS-SG TF-CI-SGD	3,426,908.46			3,426,908.46
TFS-SG TF-DB-SGD	5,000,000.00			5,000,000.00
TFS-SG TF-DB-SGD-OPS	200,000.00			200,000.00
TFS-SG TF-SC-SGD	1,508,058.04			1,508,058.04
☐ Monday, July 03, 2017			3,579,595.42	3,579,595.42
1 Revenue Hardware			3,767,400.00	3,767,400.00
1 Revenue Services			4,305,600.00	4,305,600.00
1 Revenue Software			4,485,000.00	4,485,000.00
2 Purchases Contract Staff			-2,242,500.00	-2,242,500.00
2 Purchases Licenses			-1,883,700.00	-1,883,700.00
2 Purchases Pur Others			-2,152,800.00	-2,152,800.00
3 Overheads O/H Others			-179,399.99	-179,399.99
3 Overheads Utilities			-2,511,600.00	-2,511,600.00
6 Intercompany Activity Dividend			-5,443.90	-5,443.90
6 Intercompany Activity Management fees			-1,202.11	-1,202.11
6 Intercompany Activity Other interco fees			-1,050.71	-1,050.71
6 Intercompany Activity Royalty fees			-1,101.87	-1,101.87
7 ERP Import AP			-2,126.00	-2,126.00
7 ERP Import AR			2,520.00	2,520.00
☐ Wednesday, July 05, 2017		1,358,981.00		1,358,981.00
Foreign Exchange Outright FRX100001.00		1,358,981.00		1,358,981.00
☐ Saturday, July 08, 2017		226.03		226.03
MM Rollover Cash CDL100001.00		0.00		0.00
Money Market MMK100001.00		1,100,226.03		1,100,226.03
Total	10,134,966.50	-109,919,246.34	1,414,806.22	-98,369,473.62

Clear selection

Facility Master as at 30 Jun 17

Buss Unit
 All

Acct Cntr
 TFS-SG

Int/Ext Ctpy
 All

CtpyID
 All

In SGD million

735.1

Limit

545.7

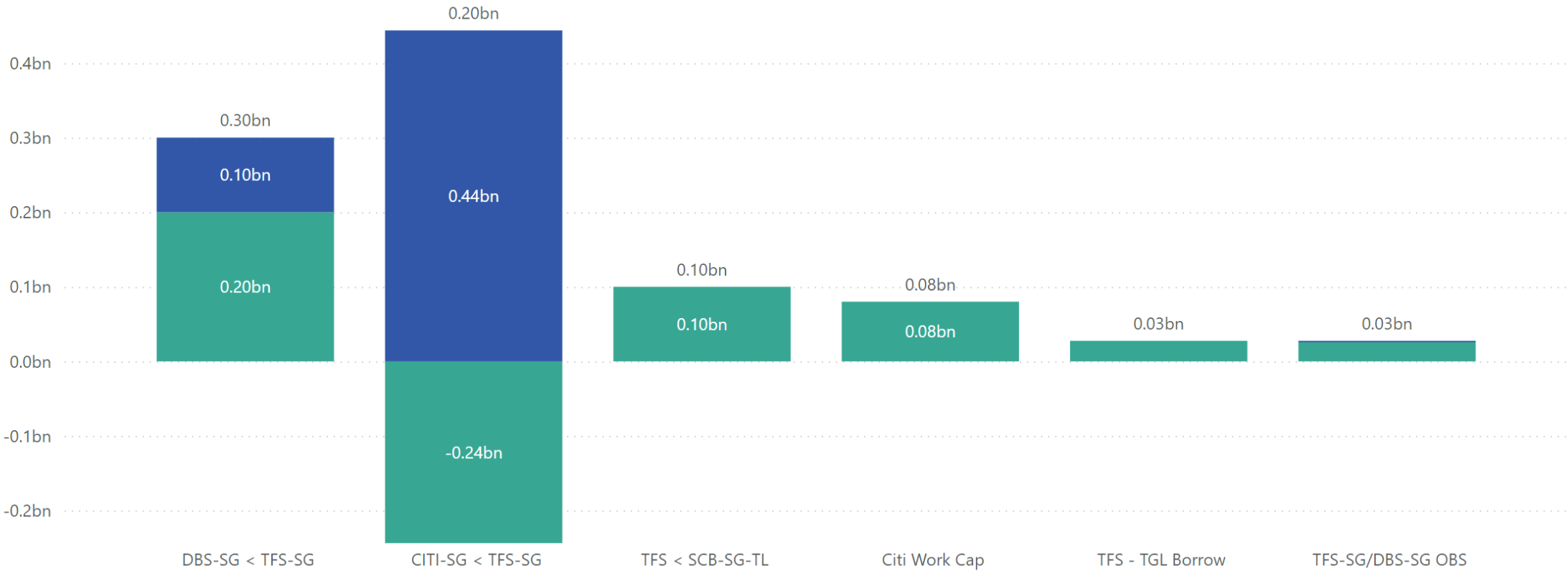
Utilisation

189.4

Available

Amount by Facility and Breakdown

Available Utilised



Facility Master as at 30 Jun 17

Buss Unit
 All

Acct Cntr
 TFS-SG

Int/Ext Ctpy
 All

CtpyID
 All

In SGD million

735.1

Limit

545.7

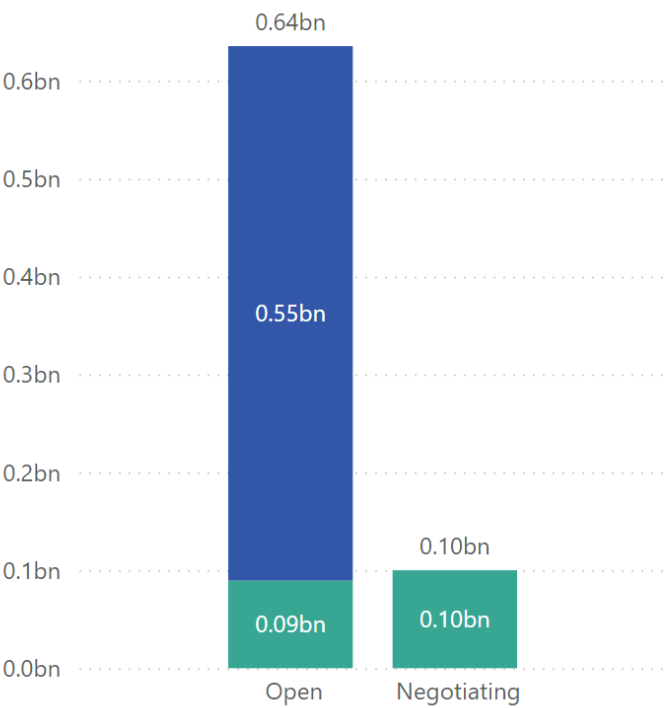
Utilisation

189.4

Available

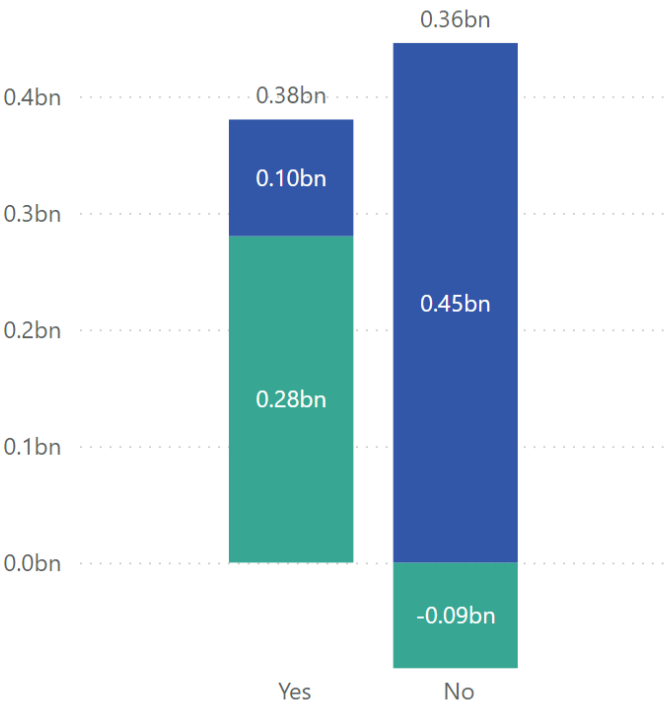
Total by Status and Available/Utilised

Available Utilised



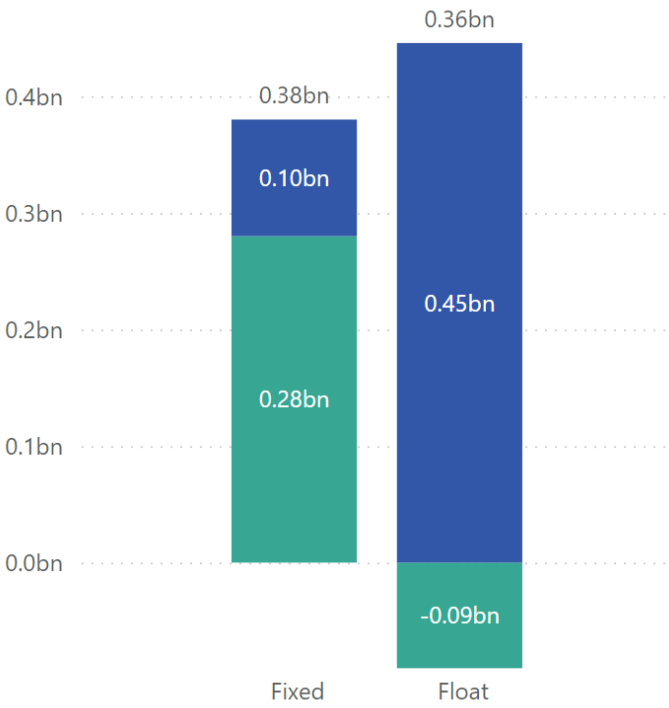
Total by Commitment and Available/Utilised

Available Utilised



Total by Rate Basis and Available/Utilised

Available Utilised



Facility Master as at 30 Jun 17

Buss Unit

All

Acct Cntr

TFS-SG

Int/Ext Ctpy

All

CtpyID

All

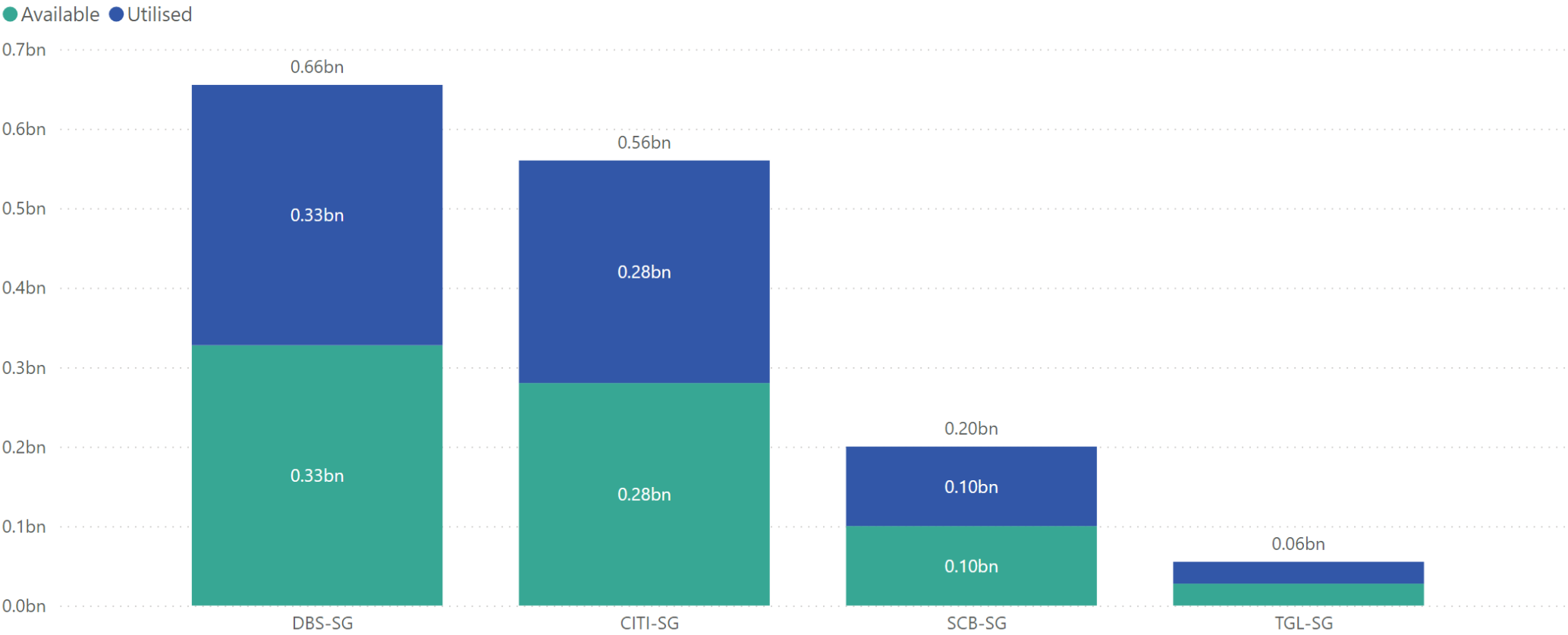
In SGD million

735.1
Limit

545.7
Utilisation

189.4
Available

Total by CtpyID and Available/Utilised



Facility Master as at 30 Jun 17

Buss Unit
 All

Acct Cntr
 TFS-SG

Int/Ext Ctpy
 All

CtpyID
 All

In SGD million

735.1

Limit

545.7

Utilisation

189.4

Available

Facility Limit by Facility Type and Available/Utilised



Clear selection

Facility Master as at 30 Jun 17

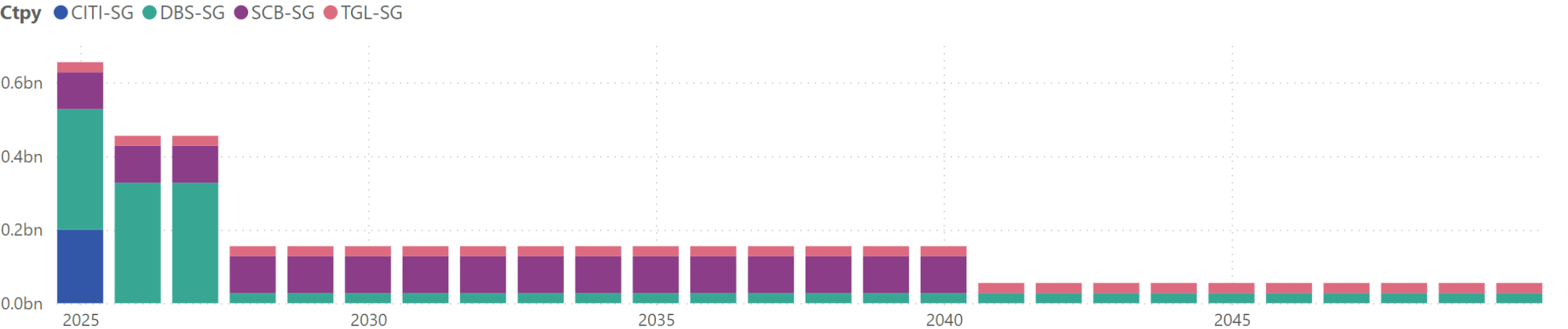
Buss Unit
 All

Acct Cntr
 TFS-SG

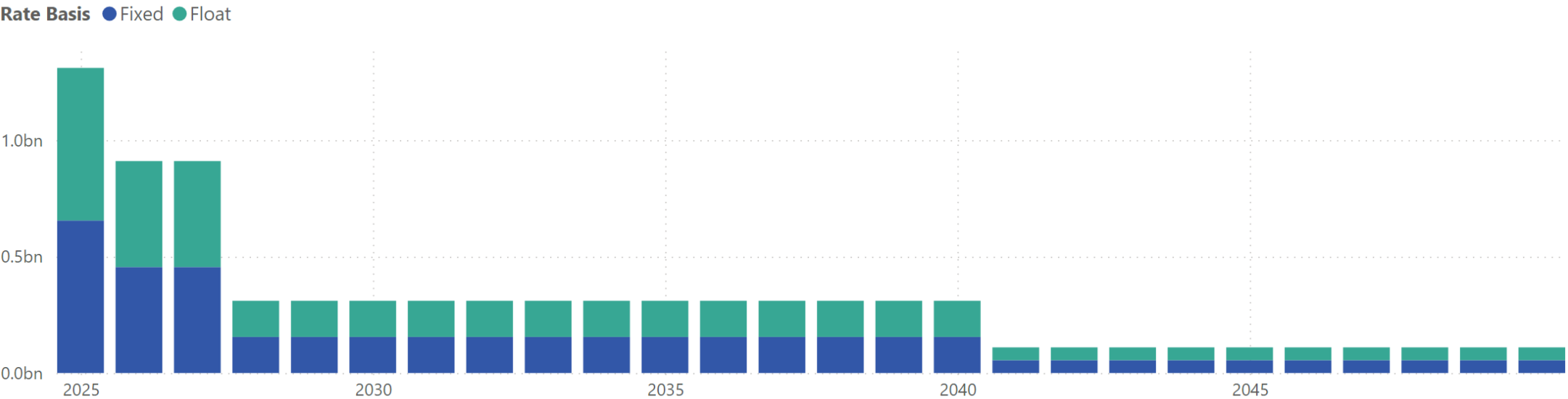
Int/Ext Ctpy
 All

CtpyID
 All

Facility Limit by Year and Ctpy



Facility Limit by Year and Rate Basis



Clear selection

Facility Master as at 30 Jun 17

Buss Unit

All

Acct Cntr

TFS-SG

Int/Ext Ctpy

All

CtpyID

All

Status

All

Facility Type

All

Clear selection

In SGD million

STATUS	Available	Limit	Utilised
<input type="checkbox"/> Negotiating	100	100	0
<input type="checkbox"/> Working Capital	100	100	0
<input type="checkbox"/> TFS-SG	100	100	0
TFS < SCB-SG-TL	100	100	0
<input type="checkbox"/> Open	89	635	546
<input type="checkbox"/> Funding	200	300	100
<input type="checkbox"/> TFS-SG	200	300	100
DBS-SG < TFS-SG	200	300	100
<input type="checkbox"/> Working Capital	-111	335	446
<input type="checkbox"/> TFS-SG	-111	335	446
Citi Work Cap	80	80	0
CITI-SG < TFS-SG	-244	200	444
TFS - TGL Borrow	28	28	0
TFS-SG/DBS-SG OBS	26	28	2
Total	189	735	546

Acct Cntr	CtpyID	Facility	Limits (m)	MDate	Status	Rate Basis
TFS-SG	CITI-SG	Citi Work Cap	80	30-Jun-18	Open	Fixed
TFS-SG	CITI-SG	CITI-SG < TFS-SG	200	31-Dec-25	Open	Float
TFS-SG	DBS-SG	DBS-SG < TFS-SG	300	31-Dec-27	Open	Fixed
TFS-SG	TGL-SG	TFS - TGL Borrow	28	31-Dec-50	Open	Float
TFS-SG	SCB-SG	TFS < SCB-SG-TL	100	31-Dec-40	Negotiating	Float
TFS-SG	DBS-SG	TFS-SG/DBS-SG OBS	28	31-Dec-50	Open	Float
Total			735			

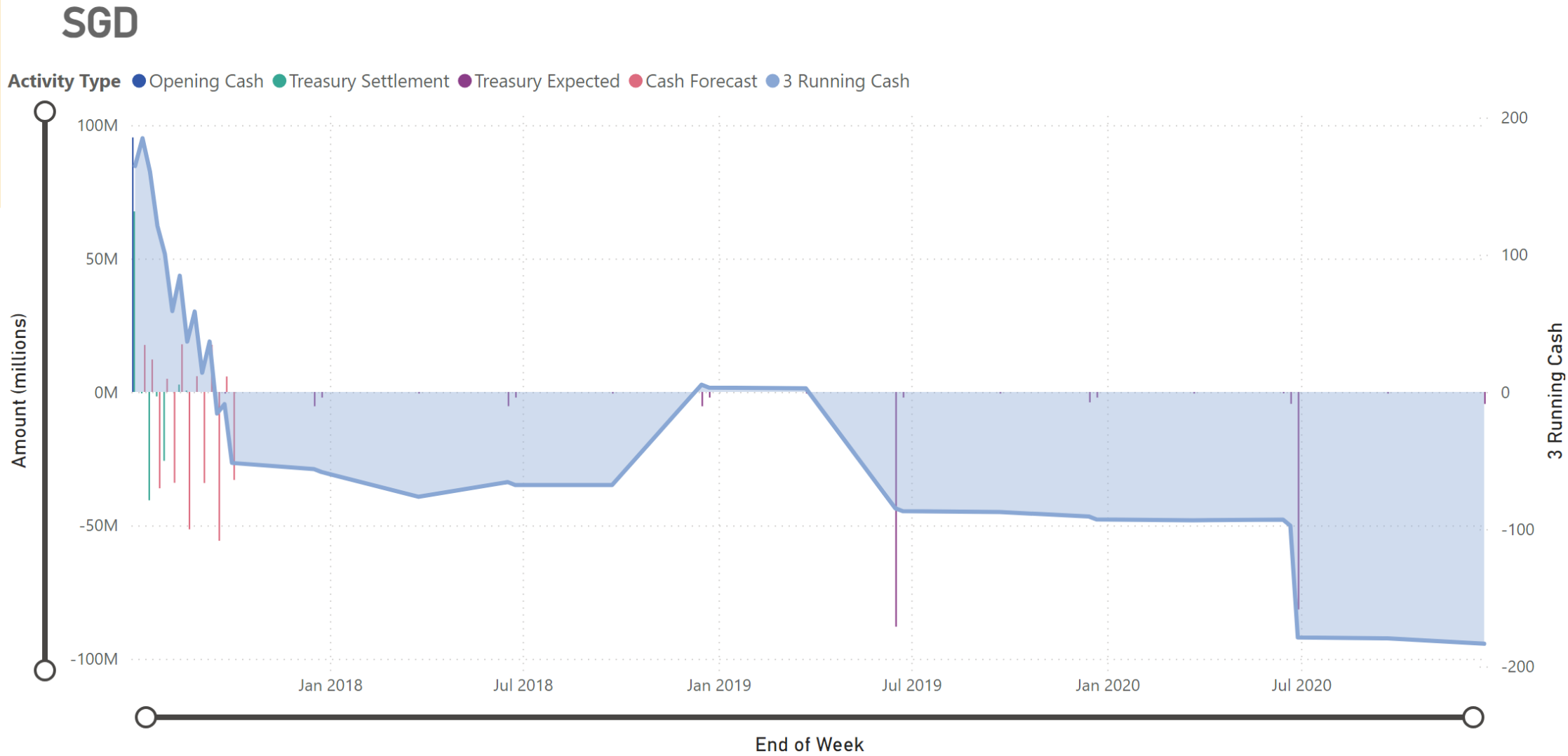
Cash flow from 30-Jun-17

Acct Cntr

TFS-SG

Period

Multiple selec...



Clear selection

Liquidity Profile from 30-Jun-17

Acct Cntr

TFS-SG

Time Horizon

Multiple selec...

Ctpy Type

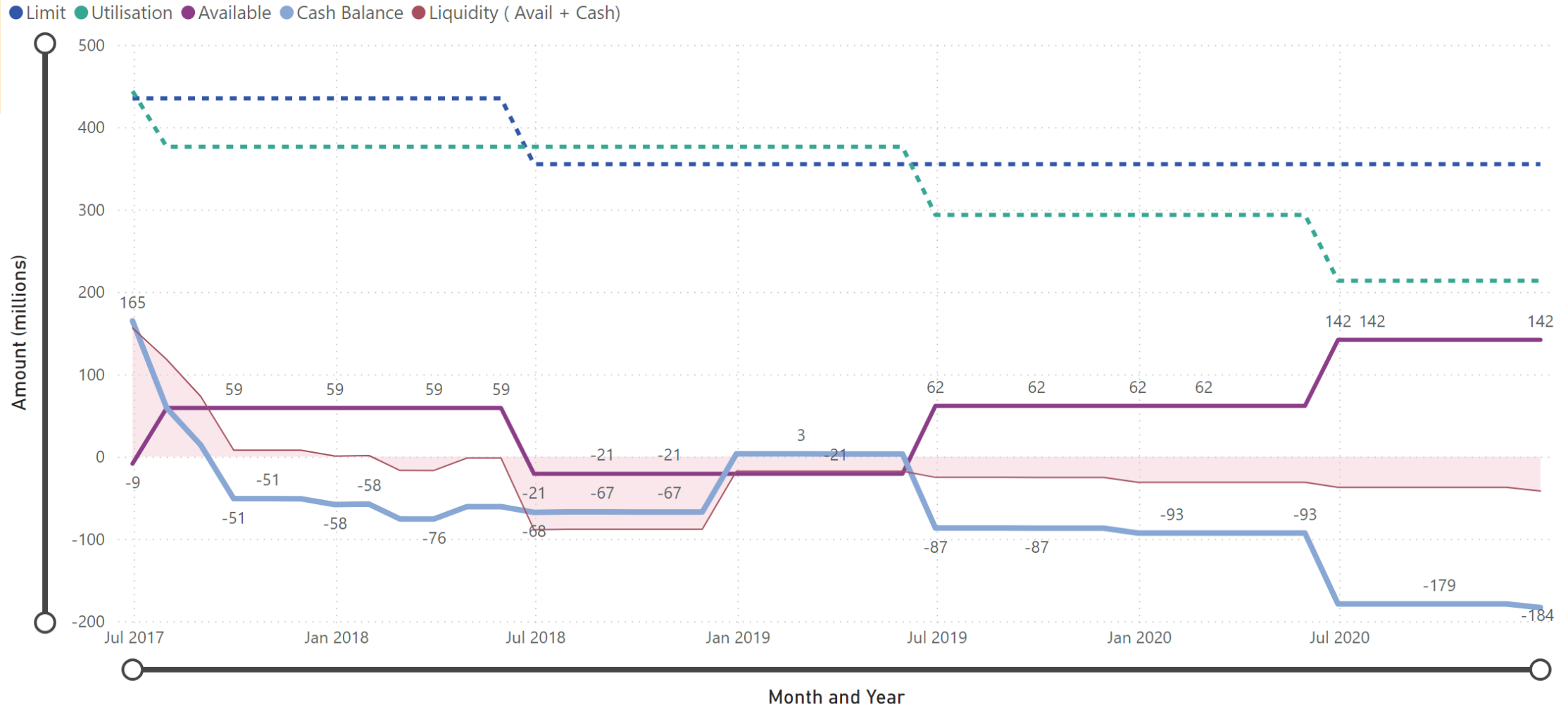
External

Facility Type

☐ Funding

☒ Working Ca...

SGD





Datatable at 30-Jun-17

Acct Cntr

All

Date Range

All

Category

CASH_FORECAST

Ctpy Type

All

DESCRIPTION

- ☐ 1 Revenue - Hardware
- ☐ 1 Revenue - Services
- ☐ 1 Revenue - Software
- ☐ 2 Purchases - Contract Staff
- ☐ 2 Purchases - Licenses
- ☐ 2 Purchases - Pur Others
- ☐ 3 Overheads - O/H Others
- ☐ 3 Overheads - Utilities

Clear selection

SGD

Acct Cntr	Category	Date	B	Base Amount	CtpyID	Description
TFS-SG	CASH_FORECAST	7/3/2017	SGD	18,490,346.80		1 Revenue - Hardware
TGL-SG	CASH_FORECAST	7/3/2017	SGD	5,415,948.55		1 Revenue - Hardware
TFS-SG	CASH_FORECAST	7/10/2017	SGD	12,770,424.34		1 Revenue - Hardware
TGL-SG	CASH_FORECAST	7/10/2017	SGD	3,731,214.45		1 Revenue - Hardware
TFS-SG	CASH_FORECAST	7/17/2017	SGD	6,326,415.16		1 Revenue - Hardware
TGL-SG	CASH_FORECAST	7/17/2017	SGD	1,908,367.17		1 Revenue - Hardware
TFS-SG	CASH_FORECAST	7/24/2017	SGD	1,852,303.74		1 Revenue - Hardware
TGL-SG	CASH_FORECAST	7/24/2017	SGD	541,502.63		1 Revenue - Hardware
TFS-SG	CASH_FORECAST	7/31/2017	SGD	7,887,898.01		1 Revenue - Hardware
TGL-SG	CASH_FORECAST	7/31/2017	SGD	2,411,831.12		1 Revenue - Hardware
TFS-SG	CASH_FORECAST	8/7/2017	SGD	18,755,366.17		1 Revenue - Hardware
TGL-SG	CASH_FORECAST	8/7/2017	SGD	5,551,386.63		1 Revenue - Hardware
TFS-SG	CASH_FORECAST	8/14/2017	SGD	12,296,361.31		1 Revenue - Hardware
TGL-SG	CASH_FORECAST	8/14/2017	SGD	3,605,201.27		1 Revenue - Hardware
TFS-SG	CASH_FORECAST	8/21/2017	SGD	6,188,633.11		1 Revenue - Hardware
TGL-SG	CASH_FORECAST	8/21/2017	SGD	1,827,508.96		1 Revenue - Hardware
TFS-SG	CASH_FORECAST	8/28/2017	SGD	9,025,651.72		1 Revenue - Hardware
TGL-SG	CASH_FORECAST	8/28/2017	SGD	2,658,827.34		1 Revenue - Hardware
TFS-SG	CASH_FORECAST	9/4/2017	SGD	18,533,758.32		1 Revenue - Hardware
TGL-SG	CASH_FORECAST	9/4/2017	SGD	5,625,540.94		1 Revenue - Hardware
TFS-SG	CASH_FORECAST	9/11/2017	SGD	12,089,157.78		1 Revenue - Hardware
TGL-SG	CASH_FORECAST	9/11/2017	SGD	3,642,402.14		1 Revenue - Hardware
TFS-SG	CASH_FORECAST	9/18/2017	SGD	6,089,324.64		1 Revenue - Hardware
Total				-480,302,020.77		



LIABILITY MANAGEMENT

Debt Profile from 30 Jun 17

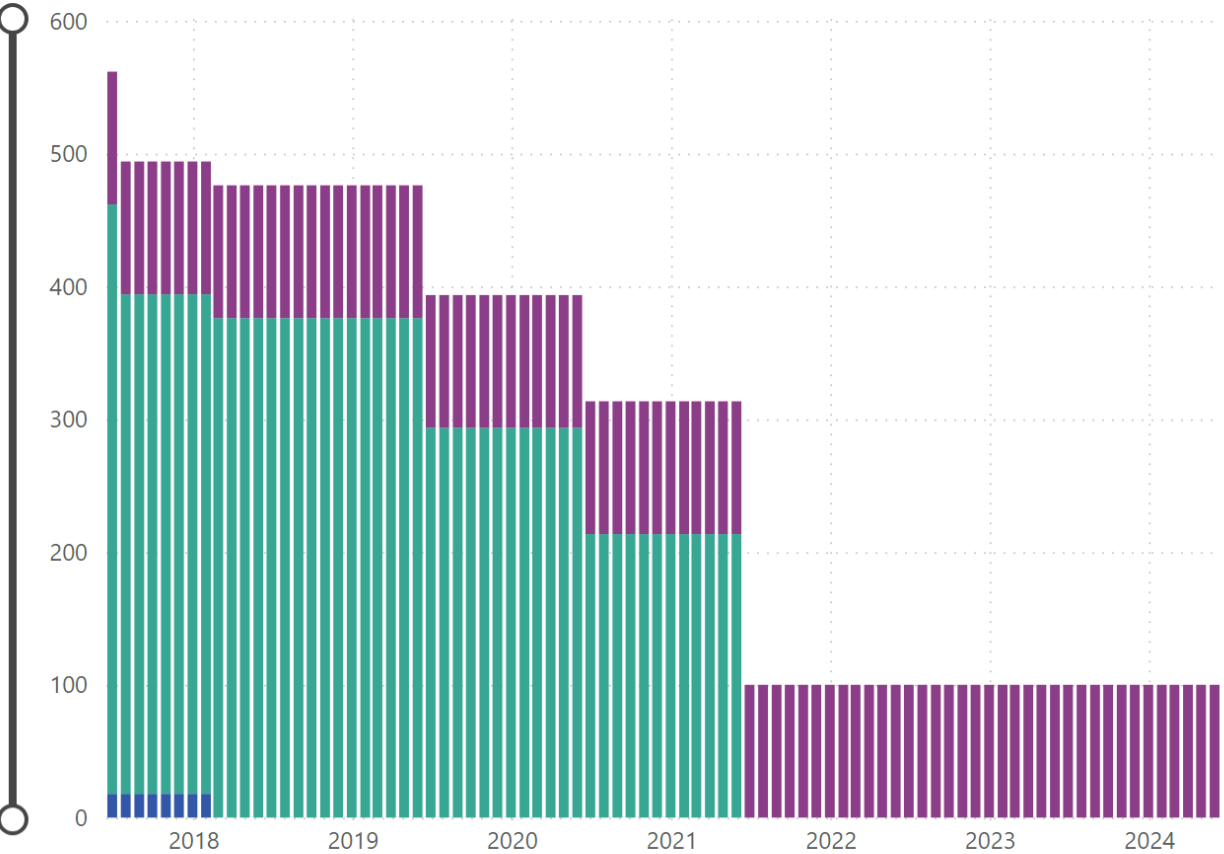
ACCTCNTR

All

SGD million

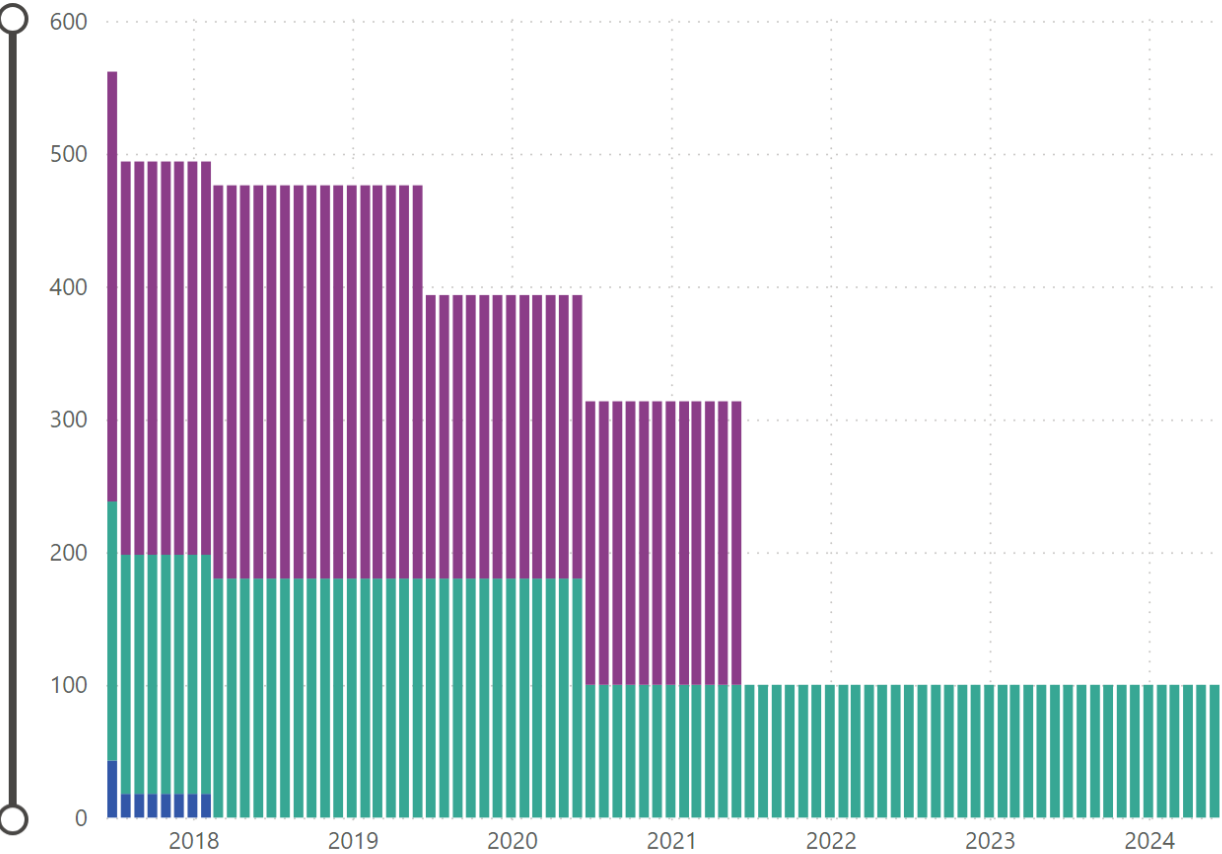
By Lender

Counterparty BARC-LN CITI-SG DBS-SG



By Currency

Ccy GBP SGD USD



Clear selection

Debt Profile from 30 Jun 17

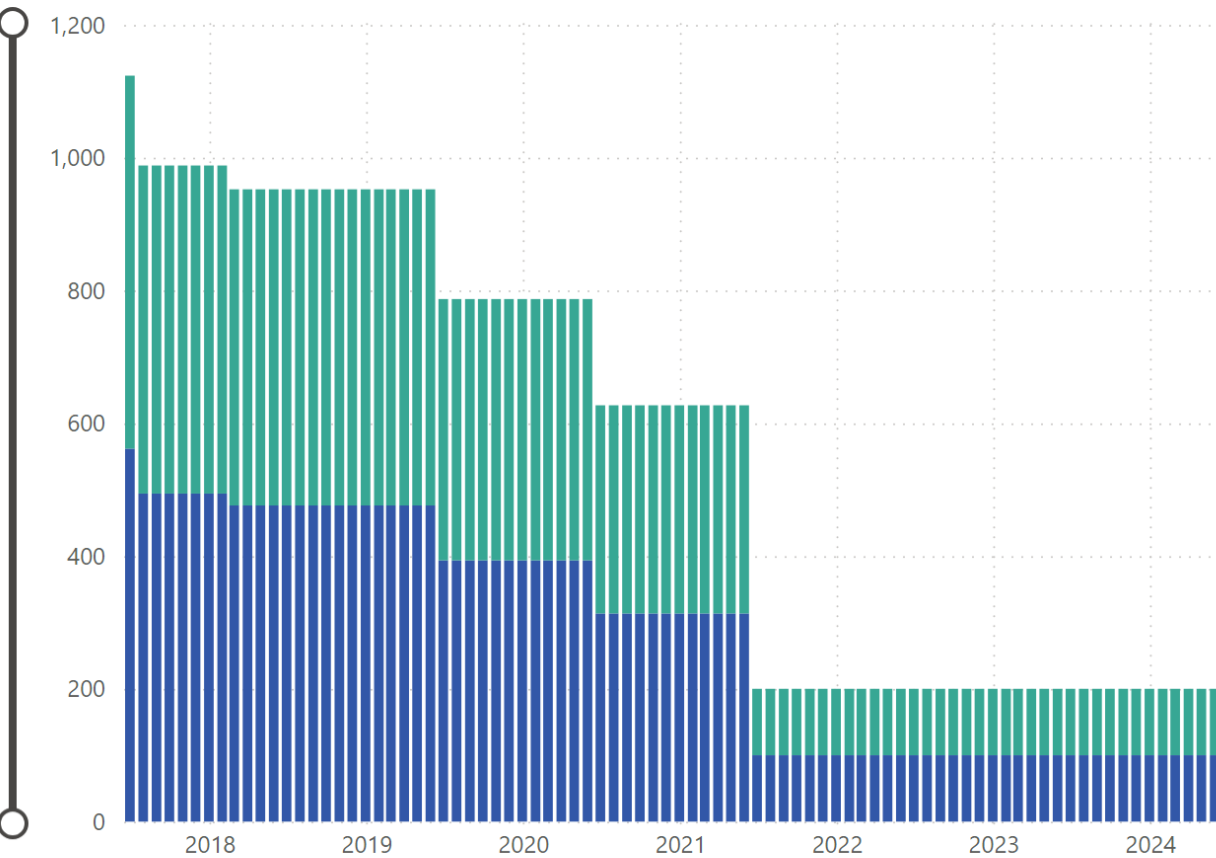
ACCTCNTR

All

SGD million

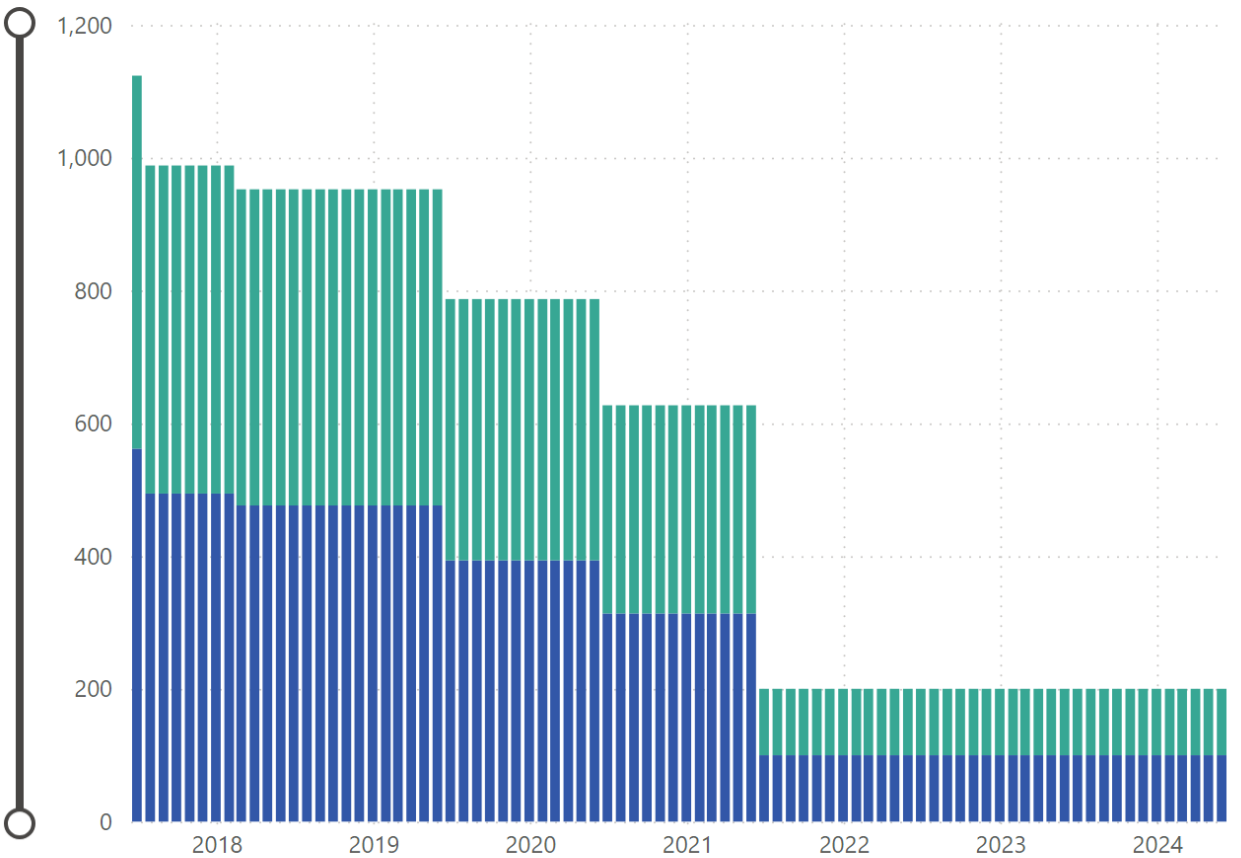
Rate Type

Rate Type ● Fixed ● Float



Commitment Type

Commitment Type ● Committed ● Uncommitted



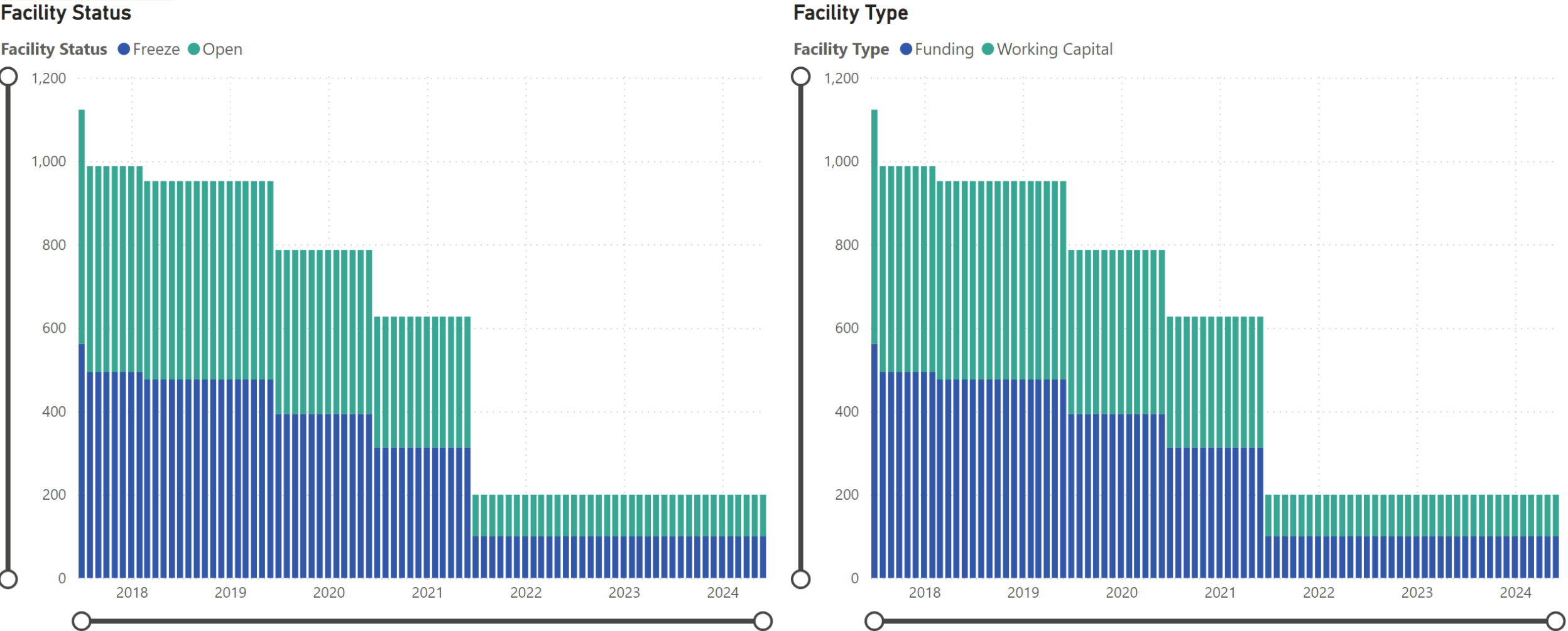
Clear selection

Debt Profile from 30 Jun 17

ACCTCNTR

All

SGD million



Clear selection

P&I repayment from 30 Jun 17

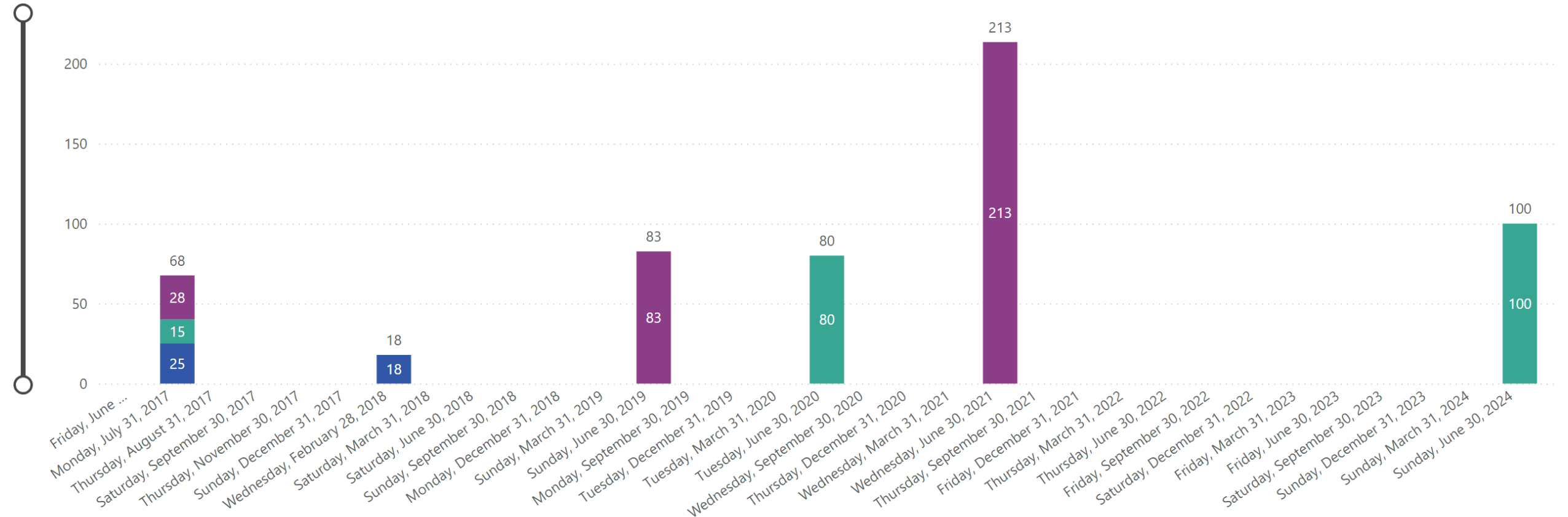
ACCTCNTR

All

SGD million

Repayment Amount Breakdown (Month)

Ccy ● GBP ● SGD ● USD



Clear selection

P&I repayment from 30 Jun 17

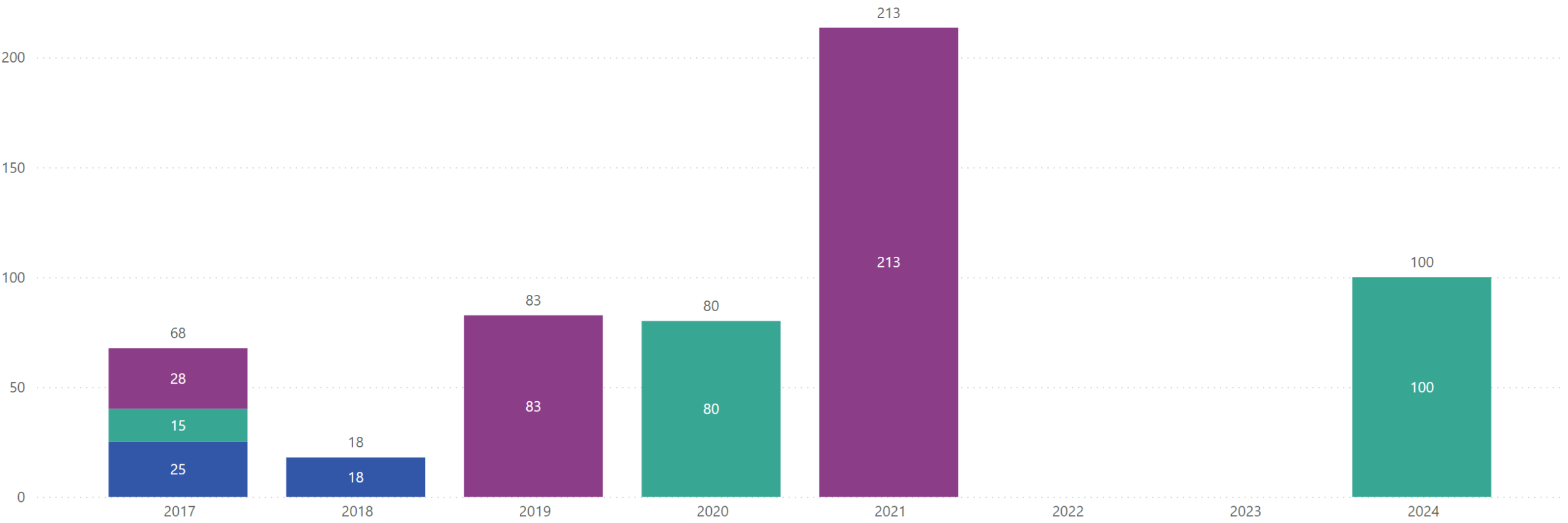
ACCTCNTR

All

SGD million

Repayment Amount Breakdown (Annual)

Ccy ● GBP ● SGD ● USD



Clear selection



EXCHANGE RATE RISK MANAGEMENT

Ccy Rates 1 Jan 17 to 30 Jun 17

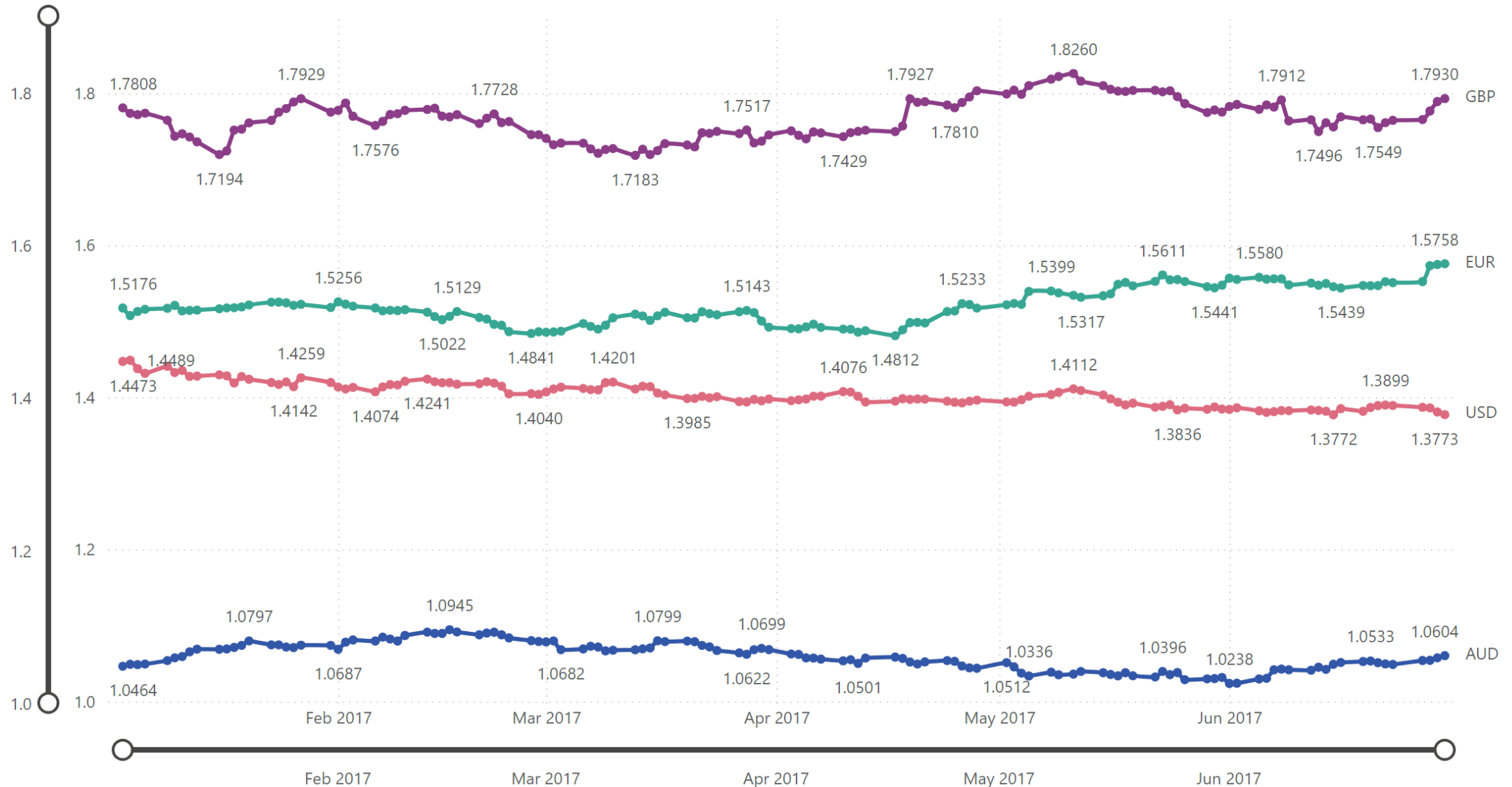
Ccy

Multiple selec... ▾

Rate type

VALRATE ▾

Rate by Date and Ccy



Ccy Rates 1 Jan 17 to 30 Jun 17

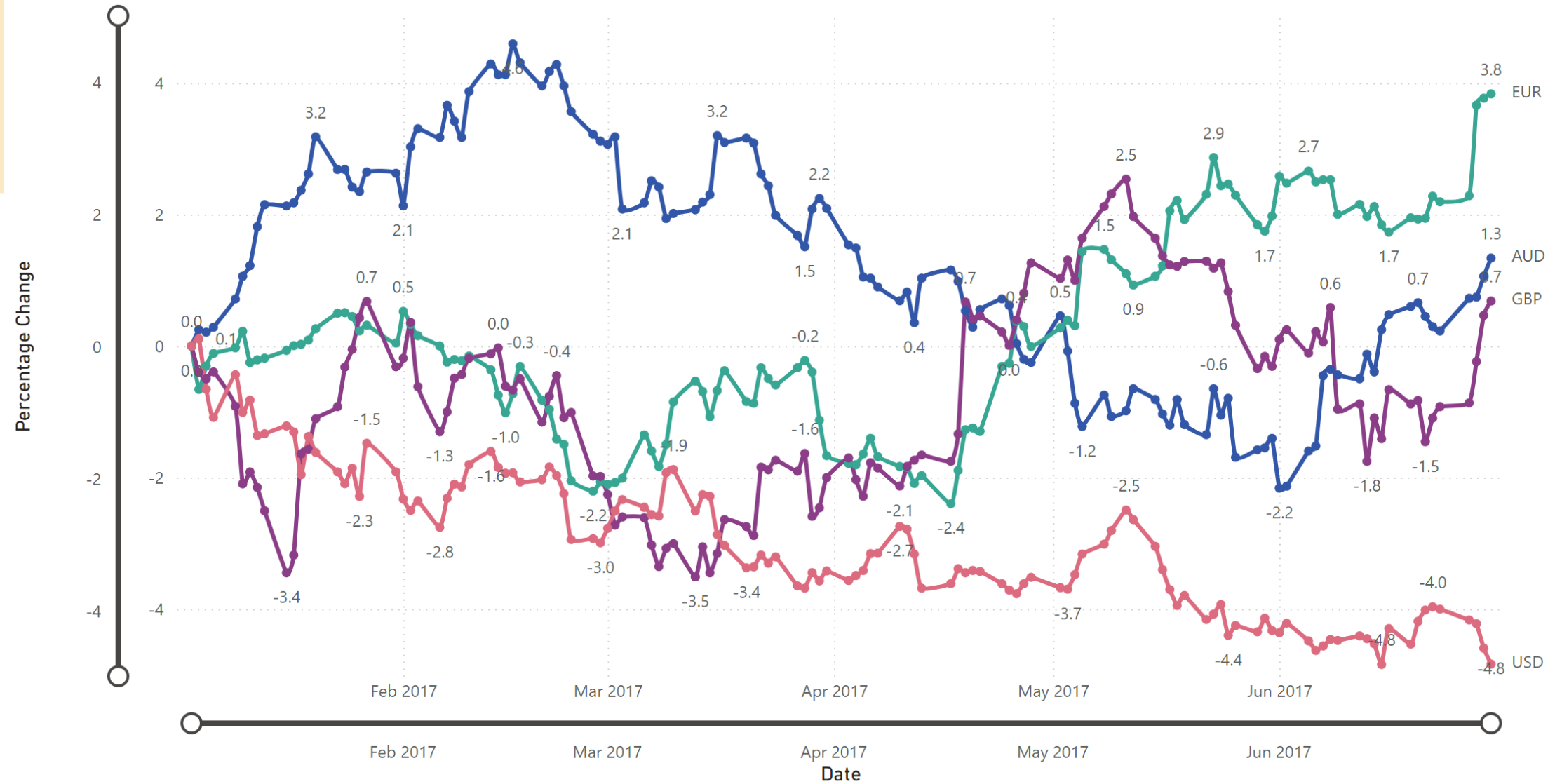
Ccy

Multiple selec... ▾

Rate type

VALRATE ▾

Percentage Change by Date and Ccy



Currency Exposure as at 2 Jul 2017

FX Option

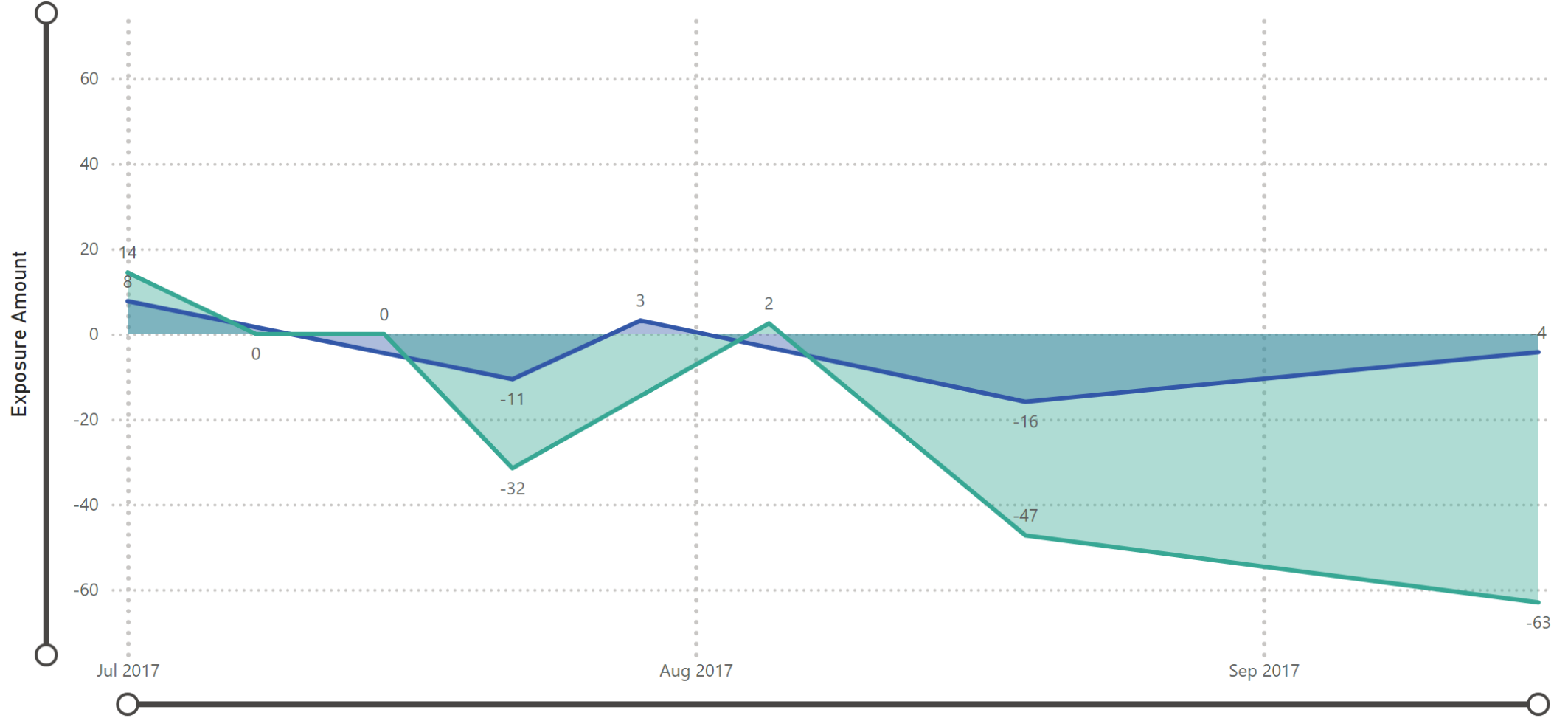
☒ Exclude FX Hedge

☐ Include FX Hedge

SGD in M

- Ccy**
- ☒ AUD
 - ☒ EUR
 - ☐ GBP
 - ☐ IDR
 - ☐ SGD
 - ☐ USD

CCY ● AUD ● EUR



Clear selection

Currency Exposure as at 2 Jul 2017

Ccy

- ☒ AUD
- ☒ EUR
- ☐ GBP
- ☐ SGD
- ☐ USD

Activity Type

- ✓ ☒ CASHFLOW
- ✓ ☒ FORECAST
- ✓ ☐ OPEN_CASH

Portfolio

- ☒ (Blank)
- ☐ HEDGING
- ☒ DEFAULT

SGD in M

Ccy	8 July	15 July	22 July	29 July	5 August	19 August	16 September	Total
<input type="checkbox"/> AUD			-10.60	3.18		-15.90	-4.24	-27.57
<input type="checkbox"/> FORECAST			-10.60	3.18		-15.90	-4.24	-27.57
TFS-SG 5 Capex Real Estate			-10.60	3.18		-15.90	-4.24	-27.57
<input type="checkbox"/> EUR	0.00	0.00	-31.52		2.50	-47.27	-63.03	-139.33
<input type="checkbox"/> CASHFLOW	0.00	0.00			2.50			2.50
PINE-TX MMK100001.00 ()					2.50			2.50
TFS-SG MAP100067.00 ()	0.00							0.00
TGL-SG MAP100068.00 ()		0.00						0.00
<input type="checkbox"/> FORECAST			-31.52			-47.27	-63.03	-141.82
TFS-SG 5 Capex Equipment			-31.52			-47.27	-63.03	-141.82
Total	0.00	0.00	-42.12	3.18	2.50	-63.18	-67.27	-166.89

Clear selection



INVESTMENT MANAGEMENT

Placements as at 30 Jun 17

Buss Units
 All

Acct Cntr
 All

Ccy
 All

SGD 20.70 M

Gross placements

SGD 16.77 M

Average placement

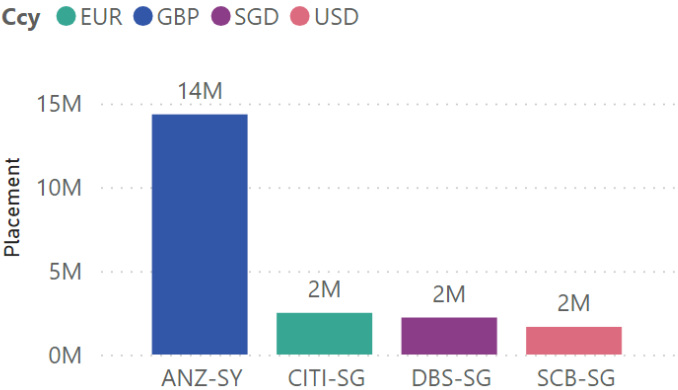
37.26

Average tenor (days)

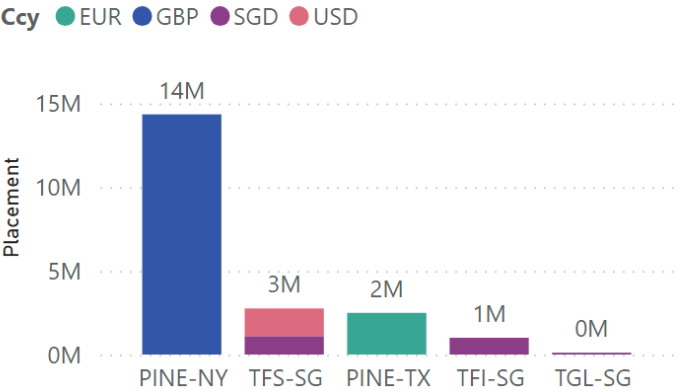
3.2433%

Average yield

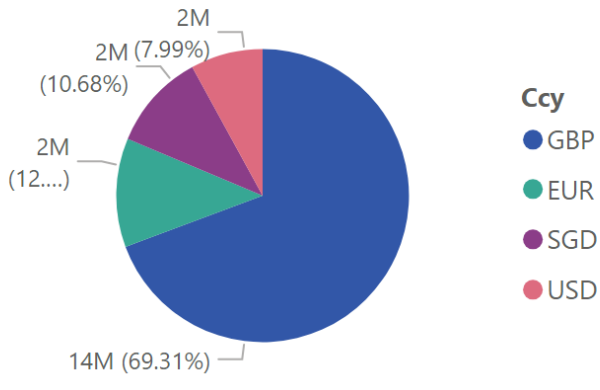
Placement by CtpyID and Ccy



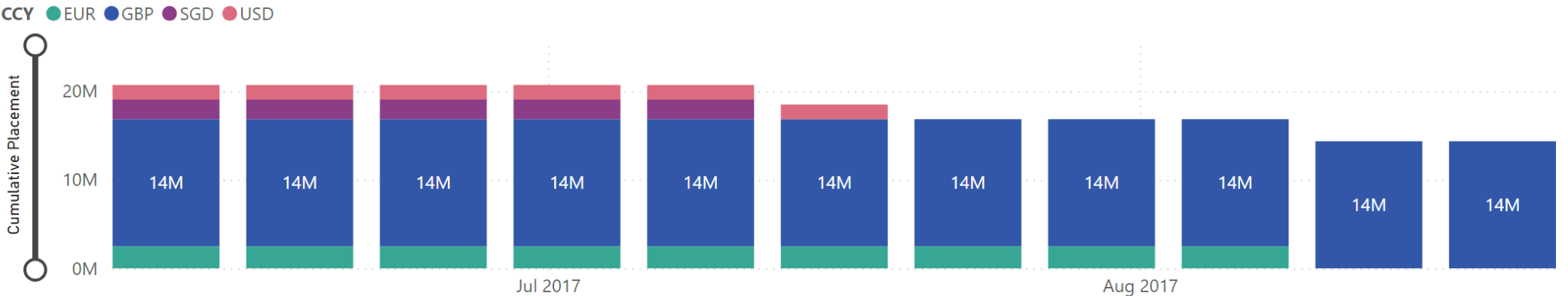
Placement by Acct Cntr and Ccy



Placement by Ccy



Cumulative Placement by Week and CCY



Clear selection

Placements as at 30 Jun 17

Buss Units

All

Acct Cntr

All

Ccy

All

SGD 20.70 M

Gross placements

SGD 16.77 M

Average placement

37.26

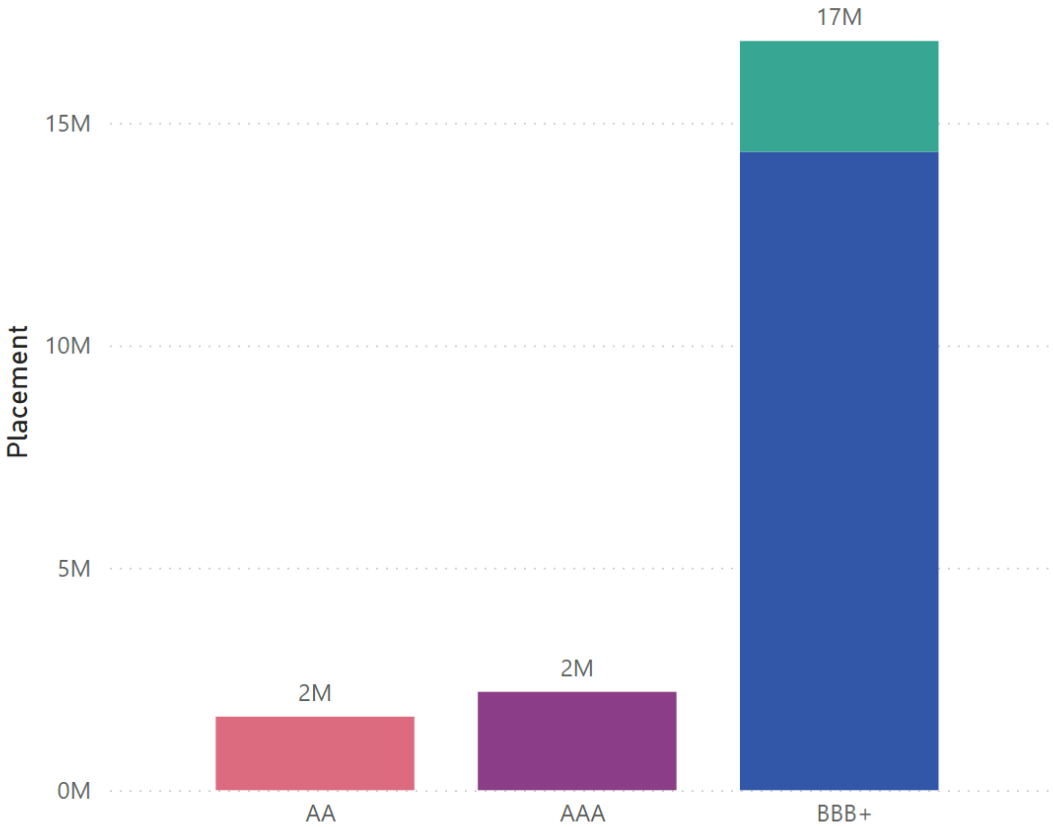
Average tenor (days)

3.2433%

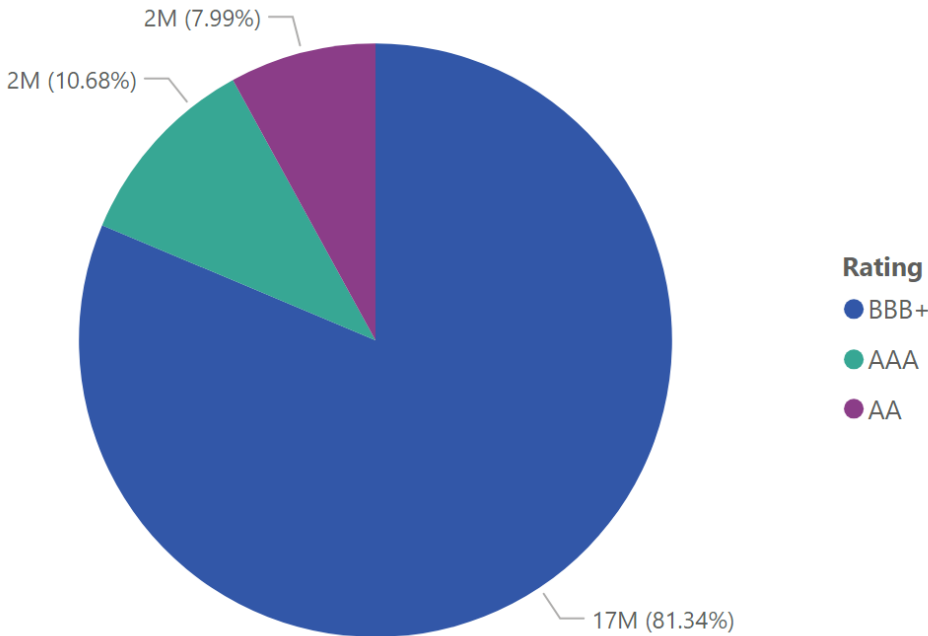
Average yield

Placement by Rating and CtpyID

CtpyID ANZ-SY CITI-SG DBS-SG SCB-SG



Placement by Rating



Clear selection

Placements as at 30 Jun 17

Buss Units

All

Acct Cntr

All

Ccy

All

SGD 20.70 M

Gross placements

SGD 16.77 M

Average placement

37.26

Average tenor (days)

3.2433%

Average yield

Acct Cntr	CtpyID	Rating	VDate	MDate	Rate	Ccy	Principal	Base Ccy	Base Principal	Base Interest	AverageLife
PINE-NY	ANZ-SY	BBB+	Thursday, June 15, 2017	Tuesday, August 15, 2017	3.5000%	GBP	8,000,000	SGD	14,344,000	83,902.57	46.00
PINE-TX	CITI-SG	BBB+	Wednesday, June 14, 2017	Monday, July 31, 2017	2.3400%	EUR	1,580,000	SGD	2,489,764	7,606.22	31.00
TFI-SG	DBS-SG	AAA	Thursday, June 08, 2017	Saturday, July 08, 2017	0.2500%	SGD	1,000,000	SGD	1,000,000	205.48	8.00
TFS-SG	SCB-SG	AA	Wednesday, June 07, 2017	Monday, July 10, 2017	0.2600%	USD	1,200,000	SGD	1,652,760	393.90	10.00
TFS-SG	DBS-SG	AAA	Thursday, June 08, 2017	Saturday, July 08, 2017	0.2500%	SGD	1,100,000	SGD	1,100,000	226.03	8.00
TGL-SG	DBS-SG	AAA	Thursday, June 08, 2017	Saturday, July 08, 2017	0.2500%	SGD	110,000	SGD	110,000	22.60	8.00
Total									20,696,524	92,356.80	37.26

TACTICAL Portfolio on 30 Jun 17

Asset Class

All

SGD 278.82 M

Total Net Asset Value

SGD -343.70 K

Total Unrealised (MTM)

Investment Asset Class

Asset Class

SECURITY CASH MM PLACE... BOND AC...

Security Investment Mix

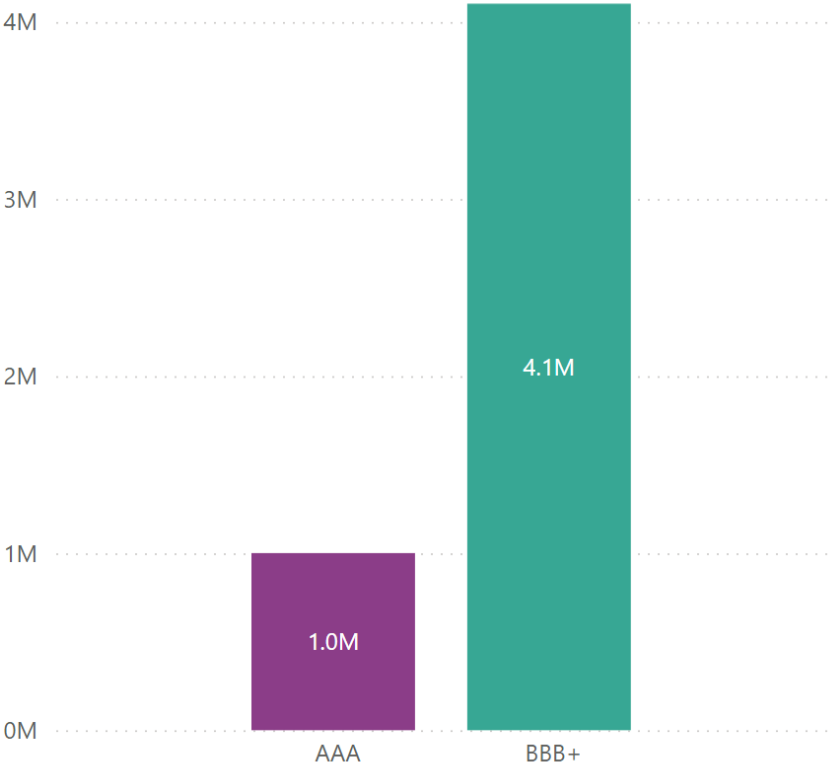
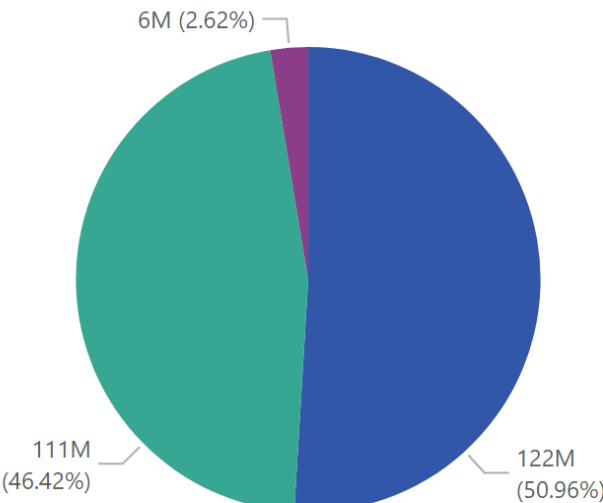
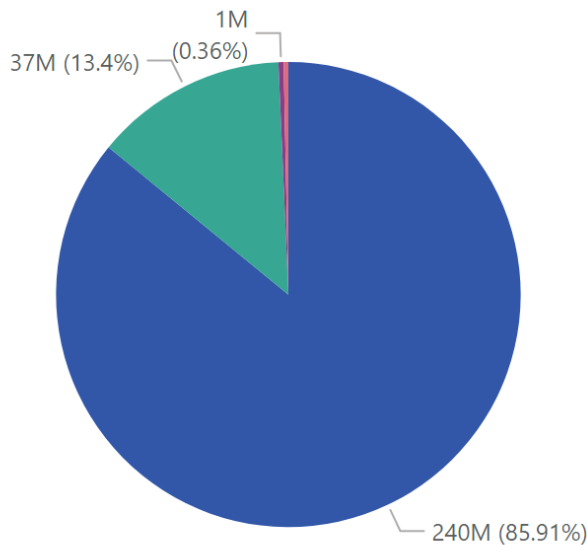
Type

Bond Equity MMF

Investment Rating on Cash/Deposit

Cash/Deposit

MM PLACEMENT CASH





TACTICAL Portfolio on 30 Jun 17

SGD 278.82 M

NAV

Security & Counterparty	SECURITY	MM PLACEMENT	BOND ACCRUAL	CASH	Total
Amundi MMF IC	6,275,500				6,275,500
AMZN:US	33,330,660				33,330,660
Anglo Amer 4.125% 9/22	28,333,883		293,008		28,626,891
BARC:LN	9,231,709				9,231,709
CBA 2.25% 12/18	36,451,690		57,474		36,509,164
CITI-NY				33,271,705	33,271,705
CITI-SG				4,102,745	4,102,745
DBS-SG		1,000,158			1,000,158
GOOGL:US	31,289,846				31,289,846
Lloyds Bank 2.75% 12/18	42,434,931		537,519		42,972,450
MSFT:US	11,867,161				11,867,161
SGS 0.5% 4/18	14,853,000		18,236		14,871,236
SIA:SP	25,475,000				25,475,000
Total	239,543,379	1,000,158	906,238	37,374,450	278,824,224

SGD -343.70 K

MTM

Security & Counterparty	SECURITY	MM PLACEMENT	BOND ACCRUAL	CASH	Total
Amundi MMF IC	101,683				101,683
AMZN:US	1,030,558				1,030,558
Anglo Amer 4.125% 9/22	-294,487		0		-294,487
BARC:LN	-152,412				-152,412
CBA 2.25% 12/18	-306,021		0		-306,021
CITI-NY				0	0
CITI-SG				0	0
DBS-SG		158			158
GOOGL:US	-412,933				-412,933
Lloyds Bank 2.75% 12/18	-419,537		0		-419,537
MSFT:US	92,832				92,832
SGS 0.5% 4/18	-51,600		0		-51,600
SIA:SP	68,060				68,060
Total	-343,857	158	0	0	-343,699



COUNTERPARTY MANAGEMENT

Fee Activities 1 Jul 16 to 30 Jun 17

Acct Cntr

All

CtpyID

All

Fee Type

- ☒ Account Mainten...
- ☐ Advisory
- ☐ Bank Charges
- ☐ Bank Transfer
- ☐ Cash Handling
- ☐ Commitment
- ☐ Custody
- ☐ Early Loan Repay...
- ☐ Loan Origination
- ☐ Non-Utilisation
- ☐ Overdraft
- ☐ Penalty Fees
- ☐ Portfolio Manage...

SGD 2,550

Total Fees

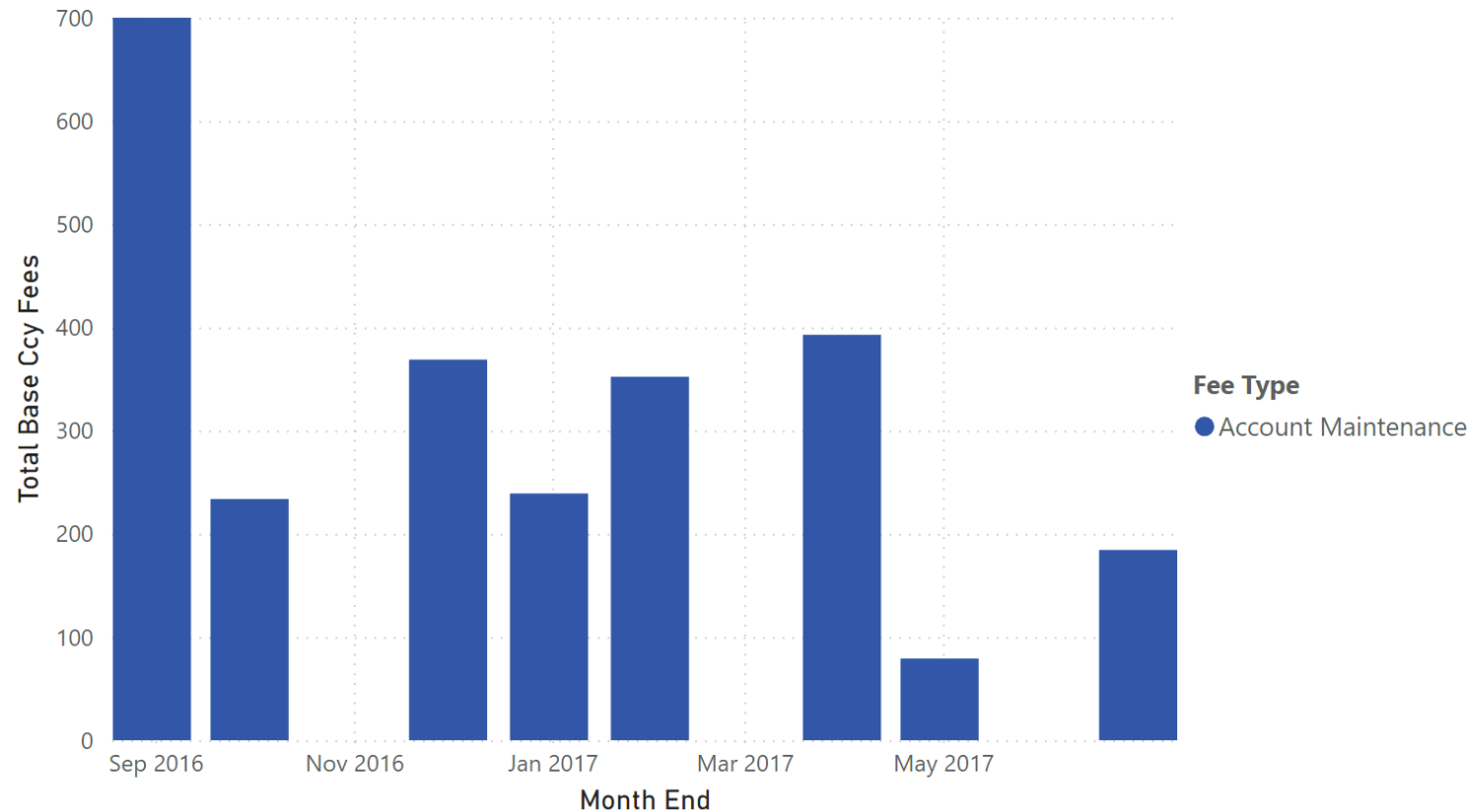
SGD 210

Period monthly average

11

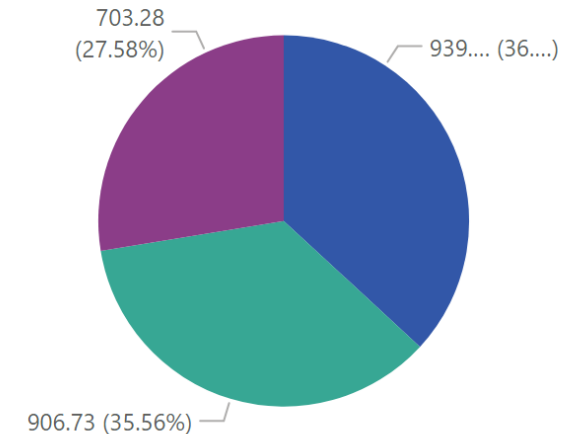
Number of activity

Total Base Ccy Fees by Month End and Fee Type



Total Base Ccy Fees by CtpyID

CtpyID CITI-SG DBS-SG SCB-SG



Clear selection



Fee Activities 1 Jul 16 to 30 Jun 17

Acct Cntr

All

CtpyID

All

SGD 91,848

Total Fees

SGD 7,570

Period monthly average

132

Number of activity

Fee Type	TFI-SG	TFS-SG	TGL-SG	Total
Account Maintenance			2,549.86	2,549.86
Advisory			11,371.99	11,371.99
Bank Charges		2,486.19		2,486.19
Bank Transfer			2,503.59	2,503.59
Cash Handling		825.30		825.30
Commitment			8,095.33	8,095.33
Custody		734.19		734.19
Early Loan Repayment		11,775.10		11,775.10
Loan Origination		10,001.29		10,001.29
Non-Utilisation			10,421.83	10,421.83
Overdraft		3,332.43		3,332.43
Penalty Fees	2,754.60		2,614.56	5,369.16
Portfolio Management			13,567.93	13,567.93
Treasury Services		8,813.67		8,813.67
Total	2,754.60	37,968.17	51,125.09	91,847.86

Fee Type	July 2016	August 2016	September 2016	October 2016	November 2016	December 2016	January 2017
Portfolio Management		2,955	1,049	805	804	1,331	
Early Loan Repayment	4,362			2,630			2
Advisory				2,949		4,163	
Non-Utilisation		1,906		2,286	596	558	
Loan Origination				2,530			
Treasury Services	928		1,211	969	285	949	
Commitment	893		355	774	1,191	658	
Penalty Fees		371			864		
Overdraft	189	323		374	738		
Account Maintenance		700	234		369	239	
Bank Transfer	392		179	467	247	152	
Bank Charges	155	178	101	108	183	105	
Cash Handling	74		145	76		64	
Custody	92	41	113	76	53		
Total	7,085	6,474	3,386	14,044	5,330	8,219	5

Clear selection



TRADE FLOW APPROVAL MANAGEMENT

Transactions Awaiting Action

Buss Unit

All

Acct Cntr

All

Transaction Date

Last

1

Months

12/8/2024 - 1/7/2025

Transaction Type

Select all

Fees and Cash Transactions

Foreign Exchange Outright

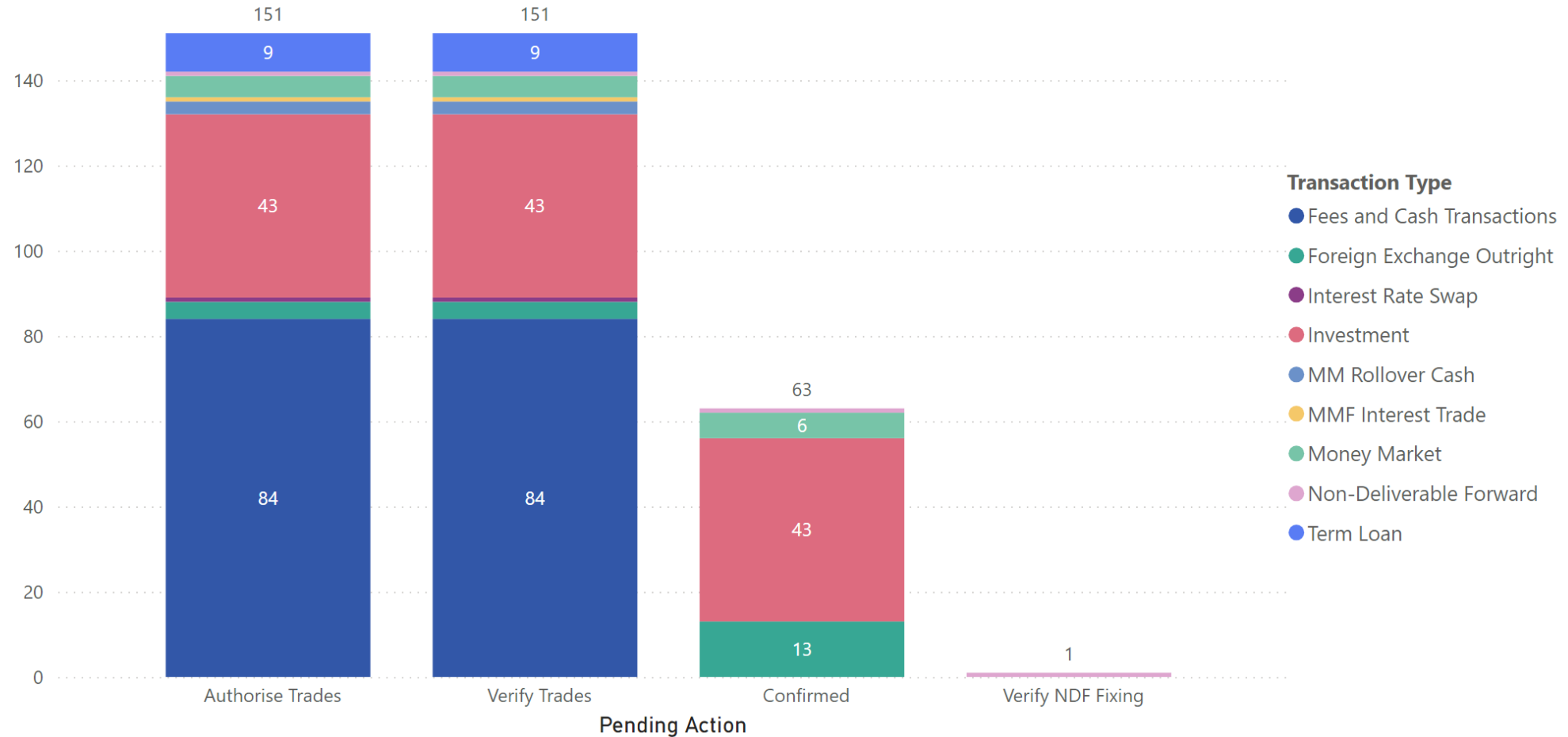
Interest Rate Swap

Investment

MM Rollover Cash

161
Executed Trades

Activities Pending



Transactions Awaiting Action

161

Executed Trades

Buss Unit

Acct Cntr

All

All

Transaction Date

Last

1

Months

12/8/2024 - 1/7/2025

Transaction Type

☐ Select all
 ☐ Fees and Cash Transactions
 ☐ Foreign Exchange Outright
 ☐ Interest Rate Swap
 ☐ Investment
 ☐ MM Rollover Cash

ACCTCNTR	Authorise Trades	Confirmed	Verify NDF Fixing	Verify Trades	Total
<input type="checkbox"/> FRS-UK	4			4	4
<input type="checkbox"/> Interest Rate Swap	1			1	1
<input type="checkbox"/> Term Loan	3			3	3
<input type="checkbox"/> PINE-NY	1	1		1	1
<input type="checkbox"/> Money Market	1	1		1	1
<input type="checkbox"/> PINE-TX	1	1		1	1
<input type="checkbox"/> Money Market	1	1		1	1
<input type="checkbox"/> TFI-SG	69	44		69	69
<input type="checkbox"/> Fees and Cash Transactions	24			24	24
<input type="checkbox"/> Foreign Exchange Outright	1	1		1	1
<input type="checkbox"/> Investment	43	43		43	43
<input type="checkbox"/> MMF Interest Trade	1			1	1
<input type="checkbox"/> TFS-SG	82	17	1	82	93
<input type="checkbox"/> Fees and Cash Transactions	67			67	67
<input type="checkbox"/> Foreign Exchange Outright	1	10		1	10
<input type="checkbox"/> MM Rollover Cash	3			3	3
<input type="checkbox"/> Money Market	4	6		4	6
<input type="checkbox"/> Non-Deliverable Forward	1	1	1	1	1
<input type="checkbox"/> Term Loan	6			6	6
<input type="checkbox"/> TGL-SG	70	8		70	76
<input type="checkbox"/> Fees and Cash Transactions	68			68	68
<input type="checkbox"/> Foreign Exchange Outright	2	7		2	7
<input type="checkbox"/> Money Market		1			1
Total	151	63	1	151	161

Clear selection