

Trade Request For Money Market Rollover (W5)

[This version is superseded. Click here to view the latest guide.](#)

PURPOSE

This document describes the procedure on how to create, amend, approve and process trade request for Money Market rollover.

WHY IS THIS IMPORTANT?

This allows subsidiaries or child entities to make request to rollover Money Market transaction. This process eliminates the need to use email or phone call to communicate the request.

PROCEDURE



1. To request Money Market rollover, navigate to Transaction > Money Market.
2. Filter out the transaction by selecting the Acct Cntr and MDate from date. Click Refresh.
3. Tick on the checkbox of the transaction ID to rollover and click Rollover.

Money Market

Acct Cntr* Transaction TDate From VDate From MDate From*

Ctpy ID Portfolio TDate To VDate To MDate To

Refresh New Delete Rollover Terminate Confirm

Flag	Trade ID	L/B	Acct Cntr	Ctpy ID	VDate	MDate	Ccy	Principal	Interest	Maturity Proceed
<input checked="" type="checkbox"/>	MMK100001.00	Lend/Place	A-2	A-1	29 Oct 2018	29 Nov 2018	SGD	1,250,000.00	1,061.64	1,251,061.64

1 50

4. The Rollover Money Market screen displays.

Rollover Money Market

TradeID	L/B	Acct Cntr	CtpyID	VDate	MDate	Ccy	Principal	Interest	Rate %	WHT Amt	Net
MMK100001.00	Lend/Place	A-2	A-1	29 Oct 2018	29 Nov 2018	SGD	1,250,000.00	1,061.64	1.000000	0.00	1,251,061.64

← Book Request Settle'm Bank

TDate* Add

Principal	Rate	Interest	MDate	Facility	Primary	Secondary	Others
No records found.							

New MDate* Residual Settlement 1,251,061.64

Rate*

Rollover Type

Amount

Facility*

Our Dealer

Ctpy Dealer

Ctpy Reference

Broker

Brokerage

Narrative

Skip Holidays

Comparative Quotes

Counterparty Add

Counterparty	Rate
No records found.	

Rate Remove

5. Enter the rollover details as required. Fields with asterisk (*) are mandatory. See [Money Market Rollover](#).

Rollover Money Market

TradeID	L/B	Acct Cntr	CtpyID	VDate	MDate	Ccy	Principal	Interest	Rate %	WHT Amt	Net
MMK100001.00	Lend/Place	A-2	A-1	29 Oct 2018	29 Nov 2018	SGD	1,250,000.00	1,061.64	1.000000	0.00	1,251,061.64

← Book Request Settle'm Bank

TDate* Add

Principal	Rate	Interest	MDate	Facility	Primary	Secondary	Others	
<input checked="" type="checkbox"/>	1,251,061.64	1,067,000	1,024.02	27 Dec 2018	A-1 < A-2	<input type="text"/>	<input type="text"/>	<input type="text"/>

New MDate*

Rate*

Rollover Type Residual Settlement 0.00

Amount

Facility*

Our Dealer

Ctpy Dealer

Ctpy Reference

Broker

Brokerage

Narrative

Skip Holidays

Comparative Quotes

Counterparty Add

Counterparty	Rate
No records found.	

Rate Remove

6. Click on the Request button.

Tip: If you do not see the Request button in this screen, this means you do not have the access rights to create trade request. Please check with your administrator to assign you the access rights. Access rights required is 15903 Create Request (Category: Trade Request).

Upon clicking Request, system will check if there is already a trade request exists. If there is, you will see a message prompt that the rollover trade request exists and request cannot be put through. Please delete the existing trade rollover request before you can put a new request.

7. Once done, you will be return to Money Market screen.

8. To see the rollover trade request created, navigate to Transaction > Trade Request. Filter for the Acct Cntr and click Refresh. You will see the rollover request and the money market trade ID from which it is rolled from in the Request Details column.

Trade Request

Acct Cntr* From Req Date To Req Date Product Type

To Status

App	TradeID	Acct Cntr	Status	Req Date	Request Details
N	REQ100001.00	A-2	Open	29 Nov 2019	Rollover request from MMK100001.00

Page 1 of 50

9. Click on the request Trade ID to drill down to MM Rollover - View Details screen to check on the details of the original trade and new rollover request.

MM Rollover - View Details

TradeID	L/B	Acct Cntr	CtpyID	VDate	MDate	Coy	Principal	Interest	Rate %	WHT Amt	Net
MMK100001.00	Lend/Place	A-2	A-1	29 Oct 2018	29 Nov 2018	SGD	1,250,000.00	1,061.64	1.000000	0.00	1,251,061.64

Principal	Rate	Interest	MDate	Facility	Primary	Secondary	Others
1,251,061.64	1.067000 <input type="button" value="C"/>	1,024.02	27 Dec 2018	A-1 < A-2			

Request History
RequestID:REQ100001.00
By:dev01@12d12d.com At:29 Nov 2019 10.32.23

10. In this screen, the interest rate of the rollover request can be changed. Amend the interest rate and click on the Recompute button next to it will recompute the

interest amount. Click Update to save changes.

11. To approve the rollover trade request, tick on the checkbox of the rollover request and click Approve.

Trade Request

Acct Cntr* A-2 From Req Date 10/12/2018 To Req Date dd/mm/yyyy Product Type

To Status

Refresh New Approve Lock/Unlock Delete

App	TradeID	Acct Cntr	Status	Req Date	Request Details
<input checked="" type="checkbox"/>	REQ100001.00	A-2	Open	29 Nov 2019	Rollover request from MMK100001.00

1 50

12. Once approved, you can process the trade request. Click on the Process link under Contract Details.

Trade Request

Acct Cntr* A-2 From Req Date 10/12/2018 To Req Date dd/mm/yyyy Product Type

To Status

Refresh New Approve Lock/Unlock Delete

App	TradeID	Acct Cntr	Status	Req Date	Request Details	Contract Details
<input type="checkbox"/>	REQ100001.00	A-2	Open	29 Nov 2019	Rollover request from MMK100001.00	Process

1 50

13. System will redirect you to Rollover Money Market booking screen.

Rollover Money Market

TradeID	L/B	Acct Cntr	CtpyID	VDate	MDate	Ccy	Principal	Interest	Rate %	WHT Amt	Net
MMK100001.00	Lend/Place	A-2	A-1	29 Oct 2018	29 Nov 2018	SGD	1,250,000.00	1,061.64	1.000000	0.00	1,251,061.64

Book

Settle'm Bank

Check Compliance

TDate* 29/11/2019

New MDate* dd/mm/yyyy

Rate*

Rollover Type

Amount

Facility* A-1 < A-2

Our Dealer dev01@12d12d.com

Ctpy Dealer

Ctpy Reference

Broker

Brokerage

Narrative

Skip Holidays

Comparative Quotes

Counterparty Rate

Add Remove

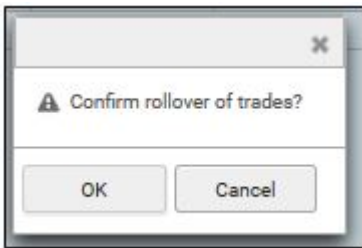
Residual Settlement

Principal	Rate	Interest	MDate	Facility	Primary	Secondary	Others
<input type="checkbox"/>	1,251,061.64	1.067000	1,024.02	27 Dec 2018	A-1 < A-2		

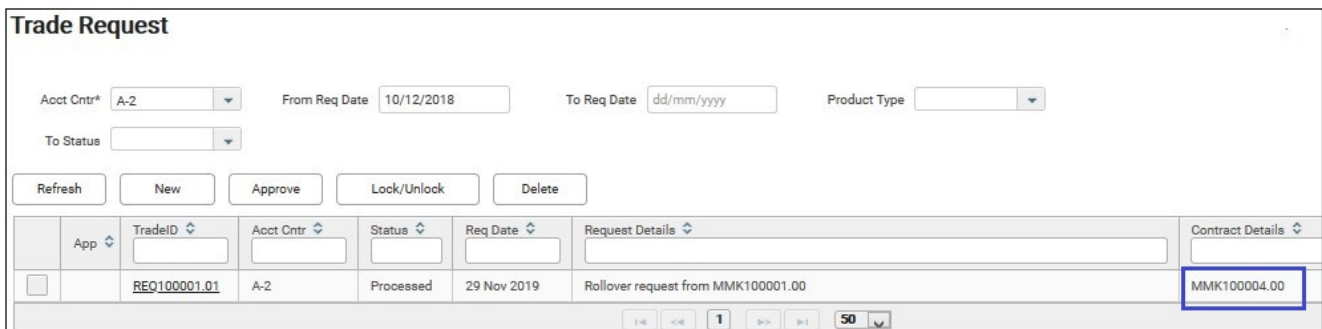
No records found.

14. Click Book to book the Money Market Rollover trade.

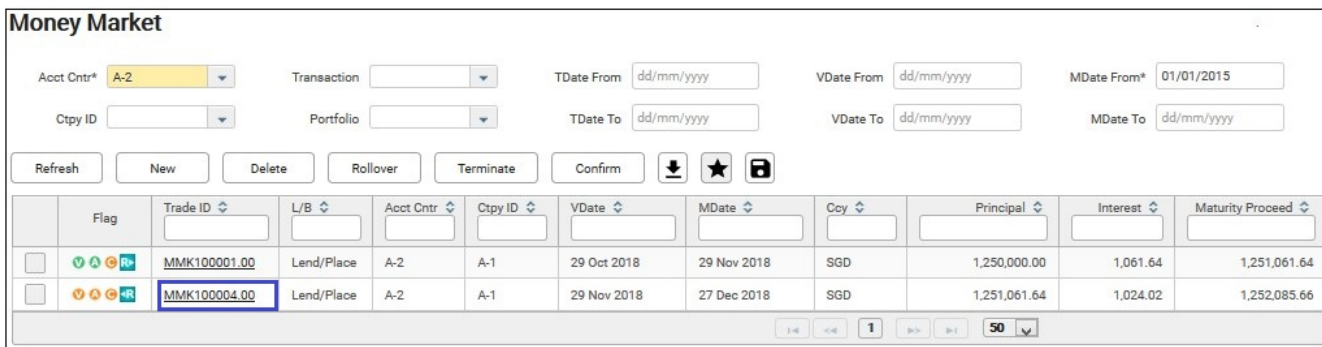
15. A popup appears to confirm. Click OK.



16. Once booked, the new rollover money market transaction will be created and you will see the trade ID under Contract Details in the Trade Request screen.



17. Navigate to Transaction > Money Market, you will see the new money market rollover transaction.



Note: There will be no linkage between the trade request and the underlying transactions once the trade request is processed. Changes done will not be reflected in the trade request.

If there is a mistake made to the rollover trade request booked, user needs to delete the rollover transactions from the Money Market screen by clicking on the rollover flag. See [Money Market Rollover](#) for more details on how to amend/delete a rollover transaction. All transactions that are part of the rollover must be deleted, partial deletion is not allowed. Once deleted, the rollover trade request will be set back to open and user is able to process the trade request again.

FREQUENTLY ASKED QUESTIONS

RELATED INFORMATION

[Trade Request](#)

[Money Market Rollover](#)

CHANGE HISTORY

Date	By	Changes
10-Dec-2018	TS	Created.
30-Apr-2019	TS	Updated instructions in 6 and 17 for duplicate request is not allowed and deleting rollover transactions from a rollover trade request.
29-Nov-2019	Lyra	Updated Screenshots.