

Trade Control Activities

[See previous W5 version guide](#)

PURPOSE

This document explains the Trade Control Activities screen in CS Lucas system.

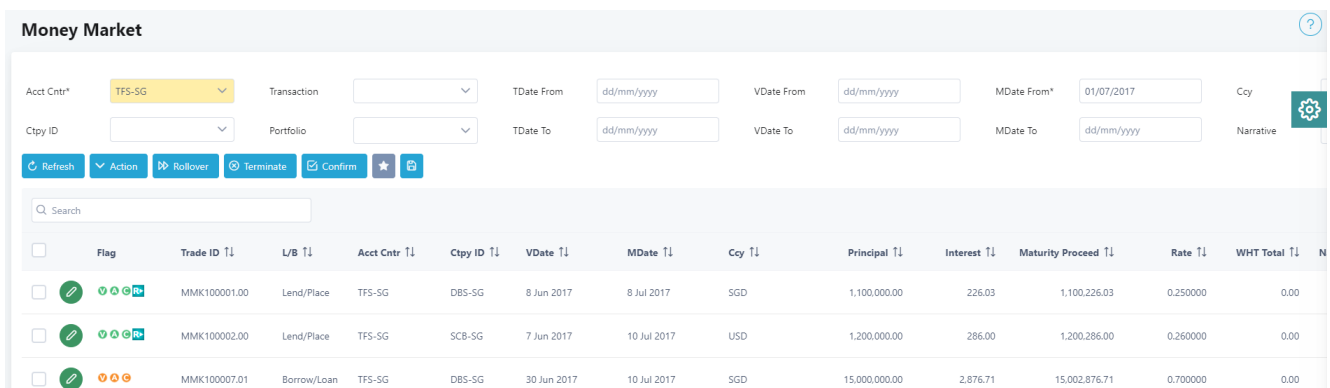
WHY IS THIS IMPORTANT?

Trade Control Activities screen allows viewing of audit logs for all the activities done for a trade.

PROCEDURE






1. Trade Control Activities can be viewed from the Transaction listing screen by clicking on the VAC flag. In this example, we will show the trade control activities for a Money Market trade.
2. From the main menu, select Transaction > Money Market. Select the accounting centre and MDate from. Then, click Refresh. A list of money market transactions will be displayed.



The screenshot shows the 'Money Market' screen with various filters and a table of transactions. The filters include Acct Cntr* (TFS-SG), Transaction, TDate From, VDate From, MDate From* (01/07/2017), Ccy, Ctpy ID, Portfolio, TDate To, VDate To, and MDate To. Below the filters are buttons for Refresh, Action, Rollover, Terminate, Confirm, and a star icon. A search bar is also present. The table below lists three transactions with columns for Flag, Trade ID, L/B, Acct Cntr, Ctpy ID, VDate, MDate, Ccy, Principal, Interest, Maturity Proceed, Rate, and WHT Total.

Flag	Trade ID	L/B	Acct Cntr	Ctpy ID	VDate	MDate	Ccy	Principal	Interest	Maturity Proceed	Rate	WHT Total
	MMK100001.00	Lend/Place	TFS-SG	D8S-SG	8 Jun 2017	8 Jul 2017	SGD	1,100,000.00	226.03	1,100,226.03	0.250000	0.00
	MMK100002.00	Lend/Place	TFS-SG	SCB-SG	7 Jun 2017	10 Jul 2017	USD	1,200,000.00	286.00	1,200,286.00	0.260000	0.00
	MMK100007.01	Borrow/Loan	TFS-SG	D8S-SG	30 Jun 2017	10 Jul 2017	SGD	15,000,000.00	2,876.71	15,002,876.71	0.700000	0.00

3. Click on the VAC flag.

<input type="checkbox"/>	Flag	Trade ID ↑↓	L/B ↑↓	Acct Cntr ↑↓
<input type="checkbox"/>	 VACR	MMK100001.00	Lend/Place	TFS-SG
<input type="checkbox"/>	 VACR	MMK100002.00	Lend/Place	TFS-SG
<input type="checkbox"/>	 VAC	MMK100007.01	Borrow/Loan	TFS-SG

4. Trade Control Activities screen displays.

Trade Control Activities

Trade Description: MMK100001.00

Lend/Place SGD 1,100,000.00 at 0.250000% from 8 Jun 2017 to 8 Jul 2017 with DBS-SG Portfolio:DEFAULT [patrick@test_ent]; Narrative: -

Comparative Quotes

Ctpy	Rate/Price
No records found.	

Event Type	Comments	Cleared By	Date Time
Trade Entry		patrick@test_ent	9 Jan 2023 08.22.16
Verify Trades		admin@devent1.com	9 Jan 2023 08.22.16
Authorise Trades		admin@devent1.com	9 Jan 2023 08.22.16
Confirmed		admin@devent1.com	9 Jan 2023 09.05.36

5. User can see the trade ID, trade description, comparative quotes and audit logging of transaction activities in this screen.

FREQUENTLY ASKED QUESTIONS

RELATED INFORMATION

CHANGE HISTORY

Date	By	Changes
22-Apr-2020	TS	Created.
12-Apr-2023	TS	Updated to W6 instructions and screenshots.