

# Report 8031: Bond Interest Income and Amortization

## PURPOSE

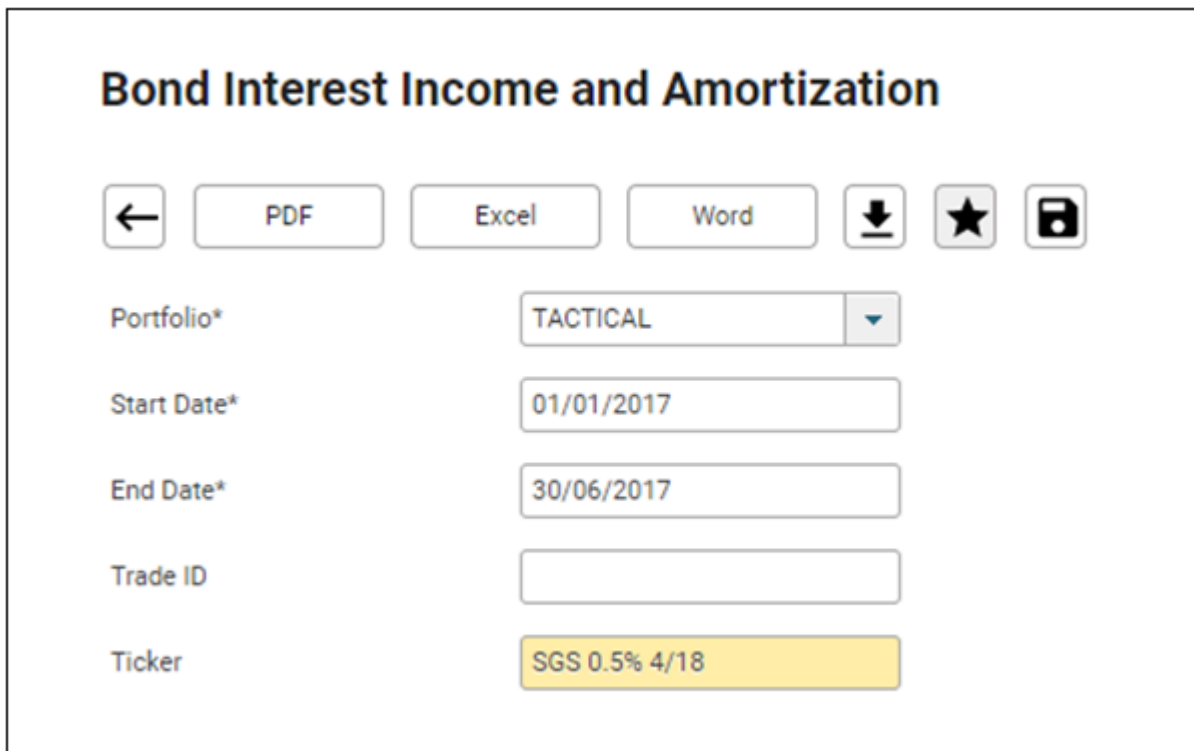
To provide the details used by CS Lucas to show bond interest income and amortization.

## WHY IS THIS IMPORTANT?

Allow users to verify the details of investment trades.

## QUERY

1. Navigate to Report 8031: Bond Interest Income and Amortization.



**Bond Interest Income and Amortization**

← PDF Excel Word ⬇️ ★ 📁

Portfolio\* TACTICAL ▼

Start Date\* 01/01/2017

End Date\* 30/06/2017

Trade ID

Ticker SGS 0.5% 4/18

2. Fill in mandatory parameters – Portfolio, Start Date and End Date. The rest are optional parameters.

3. Click on the required format.

4. The report shows the Trade ID, Ticker, Principal, Rate,

Maturity Date, Investment Interest Income, Bond Amortisation and Net Income.

Bond Interest Income and Amortization

Investment Trade Details

Portfolio: TACTICAL Date: From 1-Jan-2017 to 30-Jun-2017 Trade ID:ALL Ticker:SGS 0.5% 4/18

Trade ID	Ticker	Principal	Rate	Maturity Date	Investment Interest Income	Bond Amortisation	Net Income
IVM100001.00	SGS 0.5% 4/18	15,000,000.00	0.500	01-Apr-18	36,367.90	37,297.81	73,665.71
Total		15,000,000.00			36,367.90	37,297.81	73,665.71

For explanation of  button, please see [link](#).

For explanation of   buttons, please see [link](#).

## INVESTMENT TRADE DETAILS

1. Navigate to Transaction > Fund Management > Investment.
2. Select Acct Cntr\*. In this example: TFI-SG.
3. Select Portfolio. In this example: TACTICAL.
4. Key in Ticker. In this example: SGS 0.5% 4/18.
5. Click Refresh.

Investment

dev01 ?

Acct Cntr\* TFI-SG

Portfolio\* TACTICAL

Ticker SGS 0.5% 4/18

TDate Fr dd/mm/yyyy

TDate To dd/mm/yyyy

Broker


Refresh


New


Custody/Settlement

Delete

Confirm







Flag	TradeID	Acct Cntr	Broker	Portfolio	Ticker	TDate	Buy/Sell	Quantity	Ccy	Net Proceeds	Trans Cost
	IVM100001.00	TFI-SG	VICKERS	TACTICAL	SGS 0.5% 4/18	3 Jan 2017	Buy	15,000,000.000000	SGD	14,923,915.07	3,600.00

1

50

6. Click on Trade ID IVM100001.00.

7. Investment trade details are shown in this page.

## Amend Investments

[Update](#)[Check Compliance](#)

Trade ID	IVM100001.00
Acct Cntr*	TFI-SG
Portfolio*	TACTICAL
Ticker*	SGS 0.5% 4/18
TDate*	03/01/2017
TDate Holding	0.000000
Buy/Sell*	Buy
Quantity*	15,000,000.000000
Ccy	SGD
Price*	99.340000
Yield	0.000000
Broker*	VICKERS

### Charges/Expenses

Purchase Interest	19,315.07	<input type="checkbox"/> Fix amount
Brokerage	3,000.00	
CStamp	0.00	
CFees	0.00	
Others	0.00	
GST	600.00	
Gross Proceeds	14,901,000.00	
Net Proceeds	14,923,915.07	
VDate*	05/01/2017	
Transaction Type	-	
Our Dealer	patrick@12dl2g_userguide	
Ctpy Dealer		
Narrative		
Skip Holidays	<input type="checkbox"/>	

### Comparative Quotes

Counterparty	
Rate%/Price	
Available Size	

Add

Remove

Counterparty	Rate%/Price	Available Size
No records found.		

### Trade Change History

TradeID:IVM100001.00 By:patrick@12dl2g\_userguides At:1 Dec 2020 09.46.15

## **FREQUENTLY ASKED QUESTIONS**

**FAQ01. Why there is no income shown for the bond that has matured in the reporting period?**

Bond Interest Income and Amortization							
Portfolio: TACTICAL Date: From 1-Jan-2018 to 30-Apr-2018 Trade ID:ALL Ticker:SGS 0.5% 4/18							
Trade ID	Ticker	Principal	Rate	Maturity Date	Investment Interest Income	Bond Amortisation	Net Income
IVM100001.00 *	SGS 0.5% 4/18	0.00	0.500	01-Apr-18	0.00	0.00	0.00
Total		0.00			0.00	0.00	0.00

For bond that has matured, a redemption of principal needs to be booked to display the income in this report. For more details on how to book principal redemption, see [Fund Management – Coupon/Redeem](#).

## **RELATED INFORMATION**

[General Formatting For All Reports](#)

## **CHANGE HISTORY**

Date	By	Changes
20-May-2016	Ruijun	Created
25-May-2016	Rj	Formatted
18-Dec-2019	Lyra	Updated Screenshots.
3-Dec-2020	TS	Updated instructions and added FAQ01.