

Report 8030: Investment Bond Coupon Activity by Date

PURPOSE

To provide the details used by CS Lucas to show Investment Bond Coupon Activity by Date.

WHY IS THIS IMPORTANT?

Allow users to verify the details of Investment Coupon.

QUERY

1. Navigate to Report 8030: Investment Bond Coupon Activity by Date.

Investment Bond Coupon Activity by Date

← PDF Excel Word ⬇️ ★ 📁

PortfolioID* Invest ▼

FrDate* 01/01/2001

ToDate* 31/12/2019

Report Ccy* SGD ▼

2. Fill in the mandatory parameters - PortfolioID, FrDate, ToDate and Report Currency.
3. Click on the required format.
4. The report shows the Portfolio, VDate, Trade ID, Security, Position, Currency, Coupon, Principal, Excrate, Coupon in SGD, and Principal in SGD.

Investment Bond Details
that is booked by TradeID
CPN100001.00

Investment Bond that has
not been booked
(TradeID is blank)

8030

Investment Bond Coupon Activity by Date

Portfolio: Invest Date: From 1-Jan-2001 to 31-Dec-2019 Val Currency: SGD

Portfolio	VDate	TradeID	Security	Position	Ccy	Coupon	Principal	Exrate	In SGD		
									Coupon	Principal	
Invest	18-Mar-16	CPN100001.00	Bond 1 7% 2019	1,000.00	SGD	1,000.00	0.00	1.000000	1,000.00	0.00	
									Total Mar-16	1,000.00	0.00
	18-Sep-16		Bond 1 7% 2019	1,000.00	SGD	0.00	0.00	1.000000	0.00	0.00	
									Total Sep-16	0.00	0.00
	18-Mar-17		Bond 1 7% 2019	1,000.00	SGD	0.00	0.00	1.000000	0.00	0.00	
									Total Mar-17	0.00	0.00
	18-Sep-17		Bond 1 7% 2019	1,000.00	SGD	0.00	0.00	1.000000	0.00	0.00	
									Total Sep-17	0.00	0.00
	18-Mar-18		Bond 1 7% 2019	1,000.00	SGD	0.00	0.00	1.000000	0.00	0.00	
									Total Mar-18	0.00	0.00
	18-Sep-18		Bond 1 7% 2019	1,000.00	SGD	0.00	0.00	1.000000	0.00	0.00	
									Total Sep-18	0.00	0.00
	18-Mar-19		Bond 1 7% 2019	1,000.00	SGD	0.00	0.00	1.000000	0.00	0.00	
	22-Mar-19		Bond 1 7% 2019	1,000.00	SGD	0.00	1,000.00	1.000000	0.00	1,000.00	
									Total Mar-19	0.00	1,000.00
								Total Invest	1,000.00	1,000.00	

For explanation of button, please see link.




For explanation of buttons, please see [link](#).



INVESTMENT BOND COUPON DETAILS

1. Navigate to Transaction > Fund Management > Coupon/Redeem.
2. Select Acct Cntr* In this example: FLINVM-SG.
3. Select Portfolio. In this example: Invest.
4. Click Refresh.
5. Investment Coupon that is booked will show in this page.

Coupon/Redemption

Acct Cntr* FLINVM-SG Portfolio* Invest Ticker VDate Fr dd/mm/yyyy


Refresh Maintain Delete   

	Flag	Trade ID	Ticker	VDate	Position	Ccy	Coupon	Principal
<input type="checkbox"/>	 	CPN100001.00	Bond 1 7% 2019	18 Mar 2016	1,000	SGD	1,000.00	0.00

1 50


6. Click on Maintain button.

Maintain Coupon/Redemption



Acct Cntr* TFS-SG

Ticker*

VDate* 

Refresh Book


Portfolio	Position	Coupon	Principal	Trade Details
No records found.				

7. Select Acct Cntr* as FLINVM-SG.

8. Key in Ticker* as Bond 1 7% 2019


9. Select the same VDate as report 8030 for the available coupon. (18 Mar 2016)

Maintain Coupon/Redemption



Acct Cntr* FLINVM-SG

Ticker* Bond 1 7% 2019

VDate* 18 Mar 2016 

Refresh Book

Portfolio	Position	Coupon	Principal	Trade Details
Invest	1,000.00	0.00	0.00	Bond 1 7% 2019 coupon for portfolio Invest of SGD 1,000.00(net) for value 18 Mar 2016

10. This will show the coupon details that are available.

FREQUENTLY ASKED QUESTIONS

RELATED INFORMATION

[General Formatting For All Reports](#)

CHANGE HISTORY

Date	By	Changes
20-May-2016	Ruijun	Created
25-May-2016	Rj	Formatted
18-Dec-2019	Lyra	Updated Screenshots.