

# Report 8029: FIFO Transaction and Valuation Report

## PURPOSE

To provide the details used by CS Lucas to show the FIFO Transaction and Valuation Report.

## WHY IS THIS IMPORTANT?

Allow users to verify the details of Trade Price.

## FORMULA

The formulae used by CS Lucas for Market Value and Unrealised are as follows:

| Cost Type: TRADE PRICE |           | Holding          |                |                |            |
|------------------------|-----------|------------------|----------------|----------------|------------|
| Trade ID               | Unit Cost | Balance Quantity | Total Cost     | Market Value   | Unrealised |
| IVM100001.00           | 4.761982  | 110,400.00 (A)   | 525,722.81 (B) | 570,458.88 (C) | 44,736.07  |
|                        |           | 220,800.00       | 1,051,455.62   | 1,140,917.76   | 89,472.14  |
|                        |           | Market Price     |                | 5.1672 (D)     |            |

| Column       | Formula      | Example                                |
|--------------|--------------|----------------------------------------|
| Market Value | $A \times D$ | $110,400 \times 5.167200 = 570,458.88$ |
| Unrealised   | $C - B$      | $570,458.88 - 525,722.81 = 44,736.07$  |

## QUERY

1. Navigate to Report 8029: FIFO Transaction and Valuation Report.

### FIFO Transaction and Valuation Report

Acct Cntr\* FLINVM-SG

Portfolio\* Invest

As At Date\* 06/05/2008

Ticker\* ASTRO

2. Fill in the mandatory parameters – Acct Cntr, Portfolio, As At Date and Ticker.

3. Click on the required format.

4. The report shows the Trade ID, TDate, Unit Cost, Holding Unit Cost, Balance Quantity, Total Cost, Market Value, Unrealised and Liquidation.

Investment Trade Details

Market Amount (Shown in Formula)

Total Amount added up

|                                                                                                                           |           |           |                  |              |              |            |             |       |          |       |            |          |    |       |
|---------------------------------------------------------------------------------------------------------------------------|-----------|-----------|------------------|--------------|--------------|------------|-------------|-------|----------|-------|------------|----------|----|-------|
| <div> <div>8029</div> <div>CS LUCAS</div> </div>                                                                          |           |           |                  |              |              |            |             |       |          |       |            |          |    |       |
| <b>FIFO Transaction and Valuation Report</b><br>Acct Cntr:FLINVM-SG Date: As At 6-May-2008 Portfolio: Invest Ticker:ASTRO |           |           |                  |              |              |            |             |       |          |       |            |          |    |       |
| Cost Type: TRADE PRICE                                                                                                    |           | Holding   |                  |              |              |            | Liquidation |       |          |       |            |          |    |       |
| Trade ID                                                                                                                  | TDate     | Unit Cost | Balance Quantity | Total Cost   | Market Value | Unrealised | Trade ID    | TDate | Quantity | Price | Total Cost | Proceeds | PL | Total |
| IVM100001.00                                                                                                              | 06-May-08 | 4.761982  | 110,400.00       | 525,722.81   | 570,458.88   | 44,736.07  |             |       |          |       |            | 0.00     |    |       |
| IVM100043.00                                                                                                              | 06-May-08 | 4.761982  | 110,400.00       | 525,722.81   | 570,458.88   | 44,736.07  |             |       |          |       |            | 0.00     |    |       |
|                                                                                                                           |           |           | 220,800.00       | 1,051,445.62 | 1,140,917.76 | 89,472.14  |             |       |          |       |            |          |    |       |
|                                                                                                                           |           |           |                  | Market Price | 5.1672       |            |             |       |          |       |            |          |    |       |
|                                                                                                                           |           |           |                  |              |              |            |             |       |          |       |            | 0.00     |    |       |

Market Price

For explanation of button, please see [link](#).

For explanation of buttons, please see [link](#).

## INVESTMENT TRADE DETAILS

1. Navigate to Transaction > Fund Management > Investment.

2. Select Acct Cntr\* In this example: FLINVM-SG.
3. Select Portfolio. In this example: Invest.
4. Click Refresh.

Investment



Acct Cntr\* FLINVM-SG Portfolio\* Invest Ticker  TDate Fr dd/mm/yyyy TDate To dd/mm/yyyy Broker

|                          | Flag                                         | TradeID      | Acct Cntr | Broker | Portfolio | Ticker | TDate      | Buy/Sell | Quantity       | Ccy | Net Proceeds | Tranx Cost |
|--------------------------|----------------------------------------------|--------------|-----------|--------|-----------|--------|------------|----------|----------------|-----|--------------|------------|
| <input type="checkbox"/> | <span>✓</span> <span>✗</span> <span>⚠</span> | IVM100001.00 | FLINVM-SG | GS     | Invest    | ASTRO  | 6 May 2008 | Buy      | 110,400.000000 | MYR | 525,722.81   | 0.00       |

1 50


5. Select Trade ID IVM100001.00
6. Investment Trade Details are shown in this page.

## Amend Investments

Settle'm Bank [Check Compliance](#)

|               |                                            |
|---------------|--------------------------------------------|
| Trade ID      | IVM100001.00                               |
| Acct Cntr*    | FLINVM-SG <input type="button" value="▼"/> |
| Portfolio*    | Invest <input type="button" value="▼"/>    |
| Ticker*       | ASTRO                                      |
| TDate*        | 06/05/2008                                 |
| TDate Holding | 0.000000                                   |
| Buy/Sell*     | Buy <input type="button" value="▼"/>       |
| Quantity*     | 110,400.000000                             |
| Ccy           | MYR                                        |
| Price*        | 4.761982                                   |
| Broker*       | GS <input type="button" value="▼"/>        |

Charges/Expenses

|                  |                                                                                                |
|------------------|------------------------------------------------------------------------------------------------|
| Brokerage        | 0.00                                                                                           |
| CStamp           | 0.00                                                                                           |
| CFees            | 0.00                                                                                           |
| Others           | 0.00                                                                                           |
| GST              | 0.00                                                                                           |
| Gross Proceeds   | 525,722.81  |
| Net Proceeds     | 525,722.81                                                                                     |
| VDate*           | 09/05/2008                                                                                     |
| Transaction Type | - <input type="button" value="▼"/>                                                             |

### INVESTMENT TRANSACTION COST DETAILS

1. Navigate to Transaction > Fund Management > Investment.
2. Select Acct Cntr\* In this example: FLINVM-SG.

3. Select Portfolio. In this example: Invest.

4. Click Refresh.

Investment

Acct Cntr\* FLINVM-SG Portfolio\* Invest Ticker  TDate Fr dd/mm/yyyy TDate To dd/mm/yyyy Broker

Refresh New Custody/Settlement Delete Confirm

|                          | Flag                                         | TradeID      | Acct Cntr | Broker | Portfolio | Ticker | TDate      | Buy/Sell | Quantity       | Ccy | Net Proceeds | Tranx Cost |
|--------------------------|----------------------------------------------|--------------|-----------|--------|-----------|--------|------------|----------|----------------|-----|--------------|------------|
| <input type="checkbox"/> | <span>🟢</span> <span>🟡</span> <span>🔴</span> | IVM100001.00 | FLINVM-SG | GS     | Invest    | ASTRO  | 6 May 2008 | Buy      | 110,400.000000 | MYR | 525,722.81   | 0.00       |

1 50

5. Click on the Flag 🟢🟡🔴 next to Trade ID IVM 100001.00

Trade Control Activities

←

Trade Description IVM100001.00

Buy 110,400.00 ASTRO for portfolio Invest at MYR 4.7620 with GS for value 9 May 2008. Transaction Cost:MYR525,722.81; Narrative: -

Comparative Quotes

| Ctpy              | Rate/Price |
|-------------------|------------|
| No records found. |            |

| Event Type       | Comments                                           | Cleared By   | Date Time            |
|------------------|----------------------------------------------------|--------------|----------------------|
| Trade Entry      |                                                    | cslucasadmin | 16 Jan 2020 18.56.38 |
| Verify Trades    | Trade automatically verify - User Right:15019.     | cslucasadmin | 16 Jan 2020 18.56.38 |
| Authorise Trades | Trade automatically authorized - User Right:15020. | cslucasadmin | 16 Jan 2020 18.56.38 |

6. As shown in the Trade Description, Total Cost is in 525,722.81

## MARKET PRICE

1. Navigate to Prices > Security Prices.

2. Key in Ticker. In this example: Astro.

3. Key in the From\* and To Date.

4. This will show the Unit Price under Trade Ccy column in the

report.

5. As At Date for report 8029 is at 06-May-2008, thus we will take the value 5.167200 as the date of it is from 30 Apr 2008 to 30 May 2008.

Security Prices

Ticker

ASTRO

From Date\*

30/04/2008

To Date


31/12/2008


Refresh


Add

Save

Admin







| Date        | Ticker                | Ccy | Valuation | Daily Mil Rate | Beta | P/E Ratio | Div Yield | Pr/Book Ratio | In Issue | Write Off / Up (%) |
|-------------|-----------------------|-----|-----------|----------------|------|-----------|-----------|---------------|----------|--------------------|
| 30 Apr 2008 | <a href="#">ASTRO</a> | MYR | 5.167200  |                |      |           | 0.000000  |               |          |                    |
| 31 May 2008 | <a href="#">ASTRO</a> | MYR | 5.177300  |                |      |           | 0.000000  |               |          |                    |
| 30 Jun 2008 | <a href="#">ASTRO</a> | MYR | 5.177300  |                |      |           | 0.000000  |               |          |                    |
| 31 Jul 2008 | <a href="#">ASTRO</a> | MYR | 5.181800  |                |      |           | 0.000000  |               |          |                    |
| 31 Aug 2008 | <a href="#">ASTRO</a> | MYR | 5.221500  |                |      |           | 0.000000  |               |          |                    |
| 30 Sep 2008 | <a href="#">ASTRO</a> | MYR | 5.275200  |                |      |           | 0.000000  |               |          |                    |
| 31 Oct 2008 | <a href="#">ASTRO</a> | MYR | 5.328900  |                |      |           | 0.000000  |               |          |                    |
| 30 Nov 2008 | <a href="#">ASTRO</a> | MYR | 5.365800  |                |      |           | 0.000000  |               |          |                    |
| 31 Dec 2008 | <a href="#">ASTRO</a> | MYR | 5.432400  |                |      |           | 0.000000  |               |          |                    |

1

50

FREQUENTLY ASKED QUESTIONS

RELATED INFORMATION

[General Formatting For All Reports](#)

CHANGE HISTORY

| Date        | By     | Changes              |
|-------------|--------|----------------------|
| 20-May-2016 | Ruijun | Created              |
| 25-May-2016 | Rj     | Formatted            |
| 16-Jan-2020 | Lyra   | Updated screenshots. |