

Report 8028: Portfolio Movement Report

PURPOSE

To provide the details used by CS Lucas to show Movement by Portfolio.

WHY IS THIS IMPORTANT?

Allow users to verify the details of Investment Trades.

QUERY

1. Navigate to Report 8028: Portfolio Movement Report.



The screenshot shows the 'Portfolio Movement Report' interface. At the top, there is a title 'Portfolio Movement Report'. Below the title, there are several buttons: a back arrow, 'PDF', 'Excel', 'Word', a download icon, a star icon, and a save icon. Below these buttons, there are three input fields: 'PortfolioID*' with a dropdown menu showing 'Invest', 'FrDate*' with the value '01/01/2001', and 'ToDate*' with the value '31/12/2019'.

2. Fill in mandatory parameters - PortfolioID, FrDate and ToDate.

3. Click on the required format.

4. The report shows the Name of Shares, Trade Date, Broker, Price, Position, Book Cost in Base Currency, Security Value in Base and Trade Currency and Realised Gain/Loss.

Investment Trade Details

Investment Trade Transaction
Details in Base Ccy

8028
CS LUCAS

Portfolio Movement Report
Portfolio: Invest Date: From 1-Jan-2001 to 31-Dec-2019

Name of Shares	Trade Date	Broker	Price	Ccy	Position				Book Cost in Base Ccy				Realised Gain(Loss)				
					Opening	Buy	Sell	Closing	Opening	Buy	Sell	Closing	Security Value in Base Ccy	Security Value in Trade Ccy	Capital SGD	Forex SGD	Total SGD
Sec1	Buy 6-May-08	Merril	1.200000	USD		1,000.00		1,000.00		1,524.00		1,524.00	1,524.00	1,200.00			
Bond 1 7%	Buy 18-Mar-16	Merril	104.000000	SGD		1,000.00		1,000.00		1,040.00		1,040.00	1,040.00	1,040.00			
SATS	Buy 18-Mar-16	Merril	3.500000	SGD		10,000.00		10,000.00		35,000.00		35,000.00	35,000.00	35,000.00			
SATS	Buy 18-Mar-16	Merril	3.000000	SGD	10,000.00	10,000.00		20,000.00	35,000.00	33,862.50		68,862.50	33,862.50	30,025.00			
Total:																	

For explanation of  button, please see link.




For explanation of   buttons, please see [link](#).

INVESTMENT TRADE DETAILS

1. Navigate to Transaction > Fund Management > Investment.
2. Select Acct Cntr* In this example: FLINVM-SG.
3. Select Portfolio. In this example: Invest.
4. Click Refresh.

Investment

Acct Cntr* FLINVM-SG Portfolio* Invest Ticker TDate Fr dd/mm/yyyy TDate To dd/mm/yyyy Broker

	Flag	TradeID	Acct Cntr	Broker	Portfolio	Ticker	TDate	Buy/Sell	Quantity	Ccy	Net Proceeds	Tranx Cost
<input type="checkbox"/>	✓△○	IVM100001.00	FLINVM-SG	Merrill	Invest	SATS	18 Mar 2016	Buy	10,000.000000	SGD	30,025.00	25.00
<input type="checkbox"/>	✓△○	IVM100002.00	FLINVM-SG	Merrill	Invest	Bond 1 7% 2019	18 Mar 2016	Buy	1,000.000000	SGD	1,054.96	0.00
<input type="checkbox"/>	✓△○	IVM100003.00	FLINVM-SG	Merrill	Invest	SATS	18 Mar 2016	Buy	10,000.000000	SGD	35,000.00	0.00
<input type="checkbox"/>	✓△○	IVM100006.00	FLINVM-SG	Merrill	Invest	Sec1	6 May 2008	Buy	1,000.000000	USD	1,200.00	0.00

5. Select Trade ID IVM10006.00

6. Investment Trade Details are shown in this page.

Amend Investments



Settle'm Bank [Check Compliance](#)

Trade has been confirmed and cannot be amended. Consider first unconfirming the trade.

Trade ID	IVM100006.00
Acct Cntr*	FLINVM-SG
Portfolio*	Invest
Ticker*	Sec1
TDate*	06/05/2008
TDate Holding	0.000000
Buy/Sell*	Buy
Quantity*	1,000.000000
Ccy	USD
Price*	1.200000
Broker*	Merrill

Charges/Expenses

Brokerage	<input type="text"/>	0.00
CStamp	<input type="text"/>	0.00
CFees	<input type="text"/>	0.00
Others	<input type="text"/>	0.00
GST	<input type="text"/>	0.00
Gross Proceeds	<input type="text"/>	1,200.00
Net Proceeds	<input type="text"/>	1,200.00

VDate*	<input type="text"/>	06/05/2008
Transaction Type	<input type="text"/>	-
Our Dealer	<input type="text"/>	dev01@12dl2d.com
Ctpy Dealer	<input type="text"/>	
Narrative	<input type="text"/>	
Skip Holidays	<input type="checkbox"/>	

Comparative Quotes

Counterparty	<input type="text"/>	<input type="button" value="Add"/>
Rate%/Price	<input type="text"/>	<input type="button" value="Remove"/>

Counterparty	Rate%/Price
No records found.	

Trade Change History

TradeID:IVM100006.00 By:dev01@12dl2d.com At:13 Dec 2019 16.46.48

INVESTMENT TRANSACTION COST DETAILS

1. Navigate to Transaction > Fund Management > Investment.
2. Select Acct Cntr* In this example: FLINVM-SG.
3. Select Portfolio. In this example: Invest.
4. Click Refresh.

Investment

Acct Cntr* Portfolio* Ticker TDate Fr TDate To Broker

Refresh New Custody/Settlement Delete Confirm

	Flag	TradeID	Acct Cntr	Broker	Portfolio	Ticker	TDate	Buy/Sell	Quantity	Ccy	Net Proceeds	Tranx Cost
<input type="checkbox"/>		IVM100001.00	FLINVM-SG	Merrill	Invest	SATS	18 Mar 2016	Buy	10,000.000000	SGD	30,025.00	25.00
<input type="checkbox"/>		IVM100002.00	FLINVM-SG	Merrill	Invest	Bond 1 7% 2019	18 Mar 2016	Buy	1,000.000000	SGD	1,054.96	0.00
<input type="checkbox"/>		IVM100003.00	FLINVM-SG	Merrill	Invest	SATS	18 Mar 2016	Buy	10,000.000000	SGD	35,000.00	0.00
<input type="checkbox"/>		IVM100006.00	FLINVM-SG	Merrill	Invest	Sec1	6 May 2008	Buy	1,000.000000	USD	1,200.00	0.00

1 50

5. Click on the Flag VAC beside Trade ID IVM 100006.00

Trade Control Activities

Trade Description

Buy 1,000.00 Sec1 for portfolio Invest at USD 1.2000 with Merrill for value 6 May 2008. Transaction Cost:USD1,200.00.; Narrative: -

Comparative Quotes

Ctpy	Rate/Price
No records found.	

Event Type	Comments	Cleared By	Date Time
Trade Entry		dev01@12dl2d.com	13 Dec 2019 16.46.48
Authorise Trades		dev02@12dl2d.com	13 Dec 2019 16.49.55
Verify Trades		dev02@12dl2d.com	13 Dec 2019 16.50.04
Confirmed		dev01@12dl2d.com	13 Dec 2019 16.50.52

6. As shown in the Trade Description, Transaction Cost is in USD 1,200.00
7. In the report 8028, the amount under Book Cost in Base Ccy column is converted to Base Currency (SGD).

8. In order to get that amount, take USD 1,200.00 * 1.270000 (USD Exchange Rate)

EXCHANGE RATE MAINTENANCE

1. Navigate to prices > Exchange Rate.
2. Select Currency: USD.
3. Key in the From* and To*.
4. This is the exchange rate for USD currency.

Exchange Rate Maintenance
Ex Rate Type* Currency From* To*

VDate	Currency	Valuation*	Accounting	Alternate	Volatility(%)
31 Mar 2007	USD	1.270000	1.270000		

FREQUENTLY ASKED QUESTIONS

RELATED INFORMATION

[General Formatting For All Reports](#)

CHANGE HISTORY

Date	By	Changes
20-May-2016	Ruijun	Created
25-May-2016	Rj	Formatted
18-Dec-2019	Lyra	Updated Screenshots.