

Report 3106: Outstanding Term Loan Withholding Tax

[See previous W5 version guide](#)

PURPOSE

To provide the details used by CS Lucas to show the Outstanding Term Loan amount.

WHY IS THIS IMPORTANT?

Allow users to verify the details of Term Loan and Term Repayment.

QUERY

1. Navigate to Report 3106: Outstanding Term Loan Withholding Tax.



Outstanding Term Loan Withholding Tax

Cancel Action ★ Save

Acct Cntr* TFS-SG ▼

Date As At* 30/06/2017

2. Fill in mandatory parameters – Acct Cntr and Date As At.

3. Click Action and select the required format.

4. The report shows the Accounting Centre, Trade ID, Type, Counterparty, Portfolio, Currency, Principal, Balance, MDate, VDate, Cap Rate, Floor Rate, Rate Basis and Margin

.Description, Start Date, End Date, VDate, Interest Rate, Interest, Primary, Secondary, Other, Outstanding and Trade ID.

Term Loan Details and Outstanding Balance as at 30-Jun-2017

Term Loan Repayment Details

Outstanding Term Loan Withholding Tax Acct Cntr:TFS-SG Date: As At 30-Jun-2017												3106 ES LUCAS	
Acct Cntr	TradeID	Type	Counterparty	Portfolio	Ccy	Principal	Balance	MDate	VDate	Cap Rate	Floor Rate	Rate Basis	Margin
TFS-SG	TML100001.00	Borrow	DBS-SG	DEFAULT	SGD	300,000,000.00	300,000,000.00	19-Jun-24	19-Jun-17	0.00000	0.00000	Sibor 3 mth	0.00000
Description	Start Date	End Date	VDate	Interest Rate	Interest	Primary	Secondary	Other	Outstanding	TradeID			
Principal	19-Jun-17	19-Jun-17	19-Jun-17	2.41000	0.00	0.00	0.00	0.00	300,000,000.00	TML100001/001			
Redeem Principal + Interest	19-Jun-17	19-Sep-17	19-Sep-17	2.41000	1,822,356.16	36,447.12	1,708,931.50	103.26	300,000,000.00				
Redeem Principal + Interest	19-Sep-17	19-Dec-17	19-Dec-17	2.38000	1,802,547.95	36,050.96	1,690,356.20	103.26	300,000,000.00				
Redeem Principal + Interest	19-Dec-17	19-Mar-18	19-Mar-18	2.32000	1,782,739.73	35,654.79	1,671,780.80	103.26	300,000,000.00				
Redeem Principal + Interest	19-Mar-18	19-Jun-18	19-Jun-18	2.30000	1,822,356.16	36,447.12	1,708,931.50	103.26	300,000,000.00				
Redeem Principal + Interest	19-Jun-18	19-Sep-18	19-Sep-18	2.16000	1,822,356.16	36,447.12	1,708,931.50	103.26	300,000,000.00				
Redeem Principal + Interest	19-Sep-18	19-Dec-18	19-Dec-18	2.20000	1,802,547.95	36,050.96	1,690,356.20	103.26	300,000,000.00				
Redeem Principal + Interest	19-Dec-18	19-Mar-19	19-Mar-19	2.15000	1,782,739.73	35,654.79	1,671,780.80	103.26	300,000,000.00				
Redeem Principal + Interest	19-Mar-19	19-Jun-19	19-Jun-19	2.52000	1,822,356.16	36,447.12	1,708,931.50	103.26	300,000,000.00				
Redeem Principal + Interest	19-Jun-19	19-Sep-19	19-Sep-19	2.42000	1,822,356.16	36,447.12	1,708,931.50	103.26	300,000,000.00				
Redeem Principal + Interest	19-Sep-19	19-Dec-19	19-Dec-19	2.35000	1,802,547.95	36,050.96	1,690,356.20	103.26	300,000,000.00				
Redeem Principal + Interest	19-Dec-19	19-Mar-20	19-Mar-20	2.35000	1,802,547.95	36,050.96	1,690,356.20	103.26	300,000,000.00				
Redeem Principal + Interest	19-Mar-20	19-Jun-20	19-Jun-20	2.35000	1,822,356.16	36,447.12	1,708,931.50	103.26	300,000,000.00				
Redeem Principal + Interest	19-Jun-20	19-Sep-20	19-Sep-20	2.35000	1,822,356.16	36,447.12	1,708,931.50	103.26	300,000,000.00				
Redeem Principal + Interest	19-Sep-20	19-Dec-20	19-Dec-20	2.35000	1,802,547.95	36,050.96	1,690,356.20	103.26	300,000,000.00				
Redeem Principal + Interest	19-Dec-20	19-Mar-21	19-Mar-21	2.35000	1,782,739.73	480,821.90	0.00	105.00	300,000,000.00				
Redeem Principal + Interest	19-Mar-21	19-Jun-21	19-Jun-21	2.35000	1,822,356.16	491,506.90	0.00	105.00	300,000,000.00				
Redeem Principal + Interest	19-Jun-21	19-Sep-21	19-Sep-21	2.35000	1,822,356.16	491,506.90	0.00	105.00	300,000,000.00				
Redeem Principal + Interest	19-Sep-21	19-Dec-21	19-Dec-21	2.35000	1,802,547.95	486,164.40	0.00	105.00	300,000,000.00				
Redeem Principal + Interest	19-Dec-21	19-Mar-22	19-Mar-22	2.35000	1,782,739.73	480,821.90	0.00	105.00	300,000,000.00				
Redeem Principal + Interest	19-Mar-22	19-Jun-22	19-Jun-22	2.35000	1,822,356.16	491,506.90	0.00	105.00	300,000,000.00				
Redeem Principal + Interest	19-Jun-22	19-Sep-22	19-Sep-22	2.35000	1,822,356.16	491,506.90	0.00	105.00	300,000,000.00				
Redeem Principal + Interest	19-Sep-22	19-Dec-22	19-Dec-22	2.35000	1,802,547.95	486,164.40	0.00	105.00	300,000,000.00				
Redeem Principal + Interest	19-Dec-22	19-Mar-23	19-Mar-23	2.35000	1,782,739.73	480,821.90	0.00	105.00	300,000,000.00				
Redeem Principal + Interest	19-Mar-23	19-Jun-23	19-Jun-23	2.35000	1,822,356.16	491,506.90	0.00	105.00	300,000,000.00				
Redeem Principal + Interest	19-Jun-23	19-Sep-23	19-Sep-23	2.35000	1,822,356.16	491,506.90	0.00	105.00	300,000,000.00				
Redeem Principal + Interest	19-Sep-23	19-Dec-23	19-Dec-23	2.35000	1,802,547.95	486,164.40	0.00	105.00	300,000,000.00				
Redeem Principal + Interest	19-Dec-23	19-Mar-24	19-Mar-24	2.35000	1,802,547.95	486,164.40	0.00	105.00	300,000,000.00				
Redeem Principal + Interest	19-Mar-24	19-Jun-24	19-Jun-24	2.35000	1,822,356.16	491,506.90	0.00	105.00	0.00				

For explanation of Excel Raw export, please see [link](#).



For explanation of buttons, please see [link](#).

TERM LOAN DETAILS

1. Navigate to Transaction > Term Loan.
2. Key in MDate Fr* (From Example: 30-Jun-2017)
3. Click Refresh. All Term Loan Trades maturing from 30-Jun-2017 are shown here.

Term Loan

AcctCntr*

TFS-SG

Lend/Borrow

TDate Fr

dd/mm/yyyy

MDate Fr*

30/06/2017

Ccy

Narrative

CtpyID

Portfolio

TDate To

dd/mm/yyyy

MDate To

dd/mm/yyyy

Trade ID

Project

Refresh









Action

Rates Reset

Book Repayment

Search

Columns

	Flag	TradeID ↓	Acct Cntr ↓	Lend/Borrow ↓	Ctpy ↓	Portfolio ↓	MDate ↓	Ccy ↓	Principal ↓	Outstanding ↓	Project ↓	Narrative ↓
<input type="checkbox"/>	 	TML100001.00	TFS-SG	Borrow	DBS-SG	DEFAULT	19 Jun 2024	SGD	300,000,000.00	0.00		#TML1001ABC1
<input type="checkbox"/>	 	TML100002.00	TFS-SG	Borrow	CITI-SG	DEFAULT	15 Jun 2021	USD	50,000,000.00	0.00		#TML1004ABC4
<input type="checkbox"/>	 	TML100003.00	TFS-SG	Borrow	CITI-SG	DEFAULT	22 Jun 2020	SGD	80,000,000.00	0.00		#TML1005ABC5
<input type="checkbox"/>	 	TML100004.00	TFS-SG	Borrow	CITI-SG	TL-HEDGE	15 Jun 2021	USD	50,000,000.00	0.00		#TML1006ABC4

4. Click the Edit button for trade TML100001.00.

5. Term Loan Details are shown here.

Amend Term Loan

Cancel Update Repayment File/Note

Trade ID

TML100001.00

Transaction+

Borrow

Accounting Centre+

TFS-SG

TDate+

19/06/2017

Vdate+

19/06/2017

Mdate*

19/06/2024

Ccy+

SGD

Principal*

300,000,000.00

Reset/Fix Rate(%)*

2.410000

Cap Rate

0.000000

Floor Rate

0.000000

Float Basis*

Sibor 3 mth

Margin(%)*

0.000000

Facility+

DBS-SG < TFS-SG

Counterparty ID+

DBS-SG

Frequency+

Quarterly

Day Convention*

No Adjustment

Settle Convention*

No Adjustment

Reset Convention*

No Adjustment

Reset Days*

2

Accruals*

Act/365 (fixed)

Repayment Style+

Bullet

Portfolio

DEFAULT

Transaction Type

-

Project

-

Our Dealer

patrick@test_ent

Ctpy Dealer

Ctpy Reference

Broker

Brokerage

Narrative

#TML1001ABC1

Skip Holidays

☐

Trade Change History

TradeID:TML100001.00 By:patrick@test_ent At:5 Jun 2024 03.02.22

TERM LOAN REPAYMENT DETAILS

1. Click on Repayment in Amend Term Loan Page.
2. From the report, outstanding principal balance on 30-Jun-2017 (Input for Date As At* report parameter) is 300,000,000.00.
3. On the Amend Term Loan Repayment Page, look for the date before 30-Jun-2017. On 19-Jun-2017, the outstanding amount is 300,000,000.00.
4. Term Loan Repayment Details are shown here.

Amend Term Loan Repayment

Cancel

Reset Rates

Unlock All

Import

File/Note

Action

Amortise Fee? ☒

	Start Date	End Date	TradeID	VDate	Principal	Rate	Reset Date	Int. Cap.	Interest	Locked?	Outstanding	Total Cashflow	Cum. Int. Cap.	Primary	Secondary	Other	
<div></div>	19 Jun 2017	19 Jun 2017	<div>Delete</div>	TML100001/001	19 Jun 2017	300,000,000.00	2.410000	17 Jun 2017	0.00	0.00	Y	300,000,000.00	300,000,000.00	0.00			
<div></div>	19 Jun 2017	19 Sep 2017	<div>Book</div>		19 Sep 2017	0.00	2.410000	15 Jun 2017	0.00	1,822,356.16	Y	300,000,000.00	1,822,356.16	0.00	36,447.12	1,708,931.50	103.26
<div></div>	19 Sep 2017	19 Dec 2017			19 Dec 2017	0.00	2.380000	15 Sep 2017	0.00	1,802,547.95	Y	300,000,000.00	1,802,547.95	0.00	36,050.96	1,690,356.20	103.26
<div></div>	19 Dec 2017	19 Mar 2018			19 Mar 2018	0.00	2.320000	15 Dec 2017	0.00	1,782,739.73	Y	300,000,000.00	1,782,739.73	0.00	35,654.79	1,671,780.80	103.26
<div></div>	19 Mar 2018	19 Jun 2018			19 Jun 2018	0.00	2.300000	15 Mar 2018	0.00	1,822,356.16	Y	300,000,000.00	1,822,356.16	0.00	36,447.12	1,708,931.50	103.26
<div></div>	19 Jun 2018	19 Sep 2018			19 Sep 2018	0.00	2.160000	15 Jun 2018	0.00	1,822,356.16	Y	300,000,000.00	1,822,356.16	0.00	36,447.12	1,708,931.50	103.26
<div></div>	19 Sep 2018	19 Dec 2018			19 Dec 2018	0.00	2.200000	17 Sep 2018	0.00	1,802,547.95	Y	300,000,000.00	1,802,547.95	0.00	36,050.96	1,690,356.20	103.26
<div></div>	19 Dec 2018	19 Mar 2019			19 Mar 2019	0.00	2.150000	17 Dec 2018	0.00	1,782,739.73	Y	300,000,000.00	1,782,739.73	0.00	35,654.79	1,671,780.80	103.26
<div></div>	19 Mar 2019	19 Jun 2019			19 Jun 2019	0.00	2.520000	15 Mar 2019	0.00	1,822,356.16	Y	300,000,000.00	1,822,356.16	0.00	36,447.12	1,708,931.50	103.26
<div></div>	19 Jun 2019	19 Sep 2019			19 Sep 2019	0.00	2.420000	17 Jun 2019	0.00	1,822,356.16	Y	300,000,000.00	1,822,356.16	0.00	36,447.12	1,708,931.50	103.26
<div></div>	19 Sep 2019	19 Dec 2019			19 Dec 2019	0.00	2.350000	17 Sep 2019	0.00	1,802,547.95	Y	300,000,000.00	1,802,547.95	0.00	36,050.96	1,690,356.20	103.26
<div></div>	19 Dec 2019	19 Mar 2020			19 Mar 2020	0.00	2.350000	17 Dec 2019	0.00	1,802,547.95	Y	300,000,000.00	1,802,547.95	0.00	36,050.96	1,690,356.20	103.26
<div></div>	19 Mar 2020	19 Jun 2020			19 Jun 2020	0.00	2.350000	17 Mar 2020	0.00	1,822,356.16	Y	300,000,000.00	1,822,356.16	0.00	36,447.12	1,708,931.50	103.26
<div></div>	19 Jun 2020	19 Sep 2020			19 Sep 2020	0.00	2.350000	17 Jun 2020	0.00	1,822,356.16	Y	300,000,000.00	1,822,356.16	0.00	36,447.12	1,708,931.50	103.26
<div></div>	19 Sep 2020	19 Dec 2020			19 Dec 2020	0.00	2.350000	17 Sep 2020	0.00	1,802,547.95	Y	300,000,000.00	1,802,547.95	0.00	36,050.96	1,690,356.20	103.26
<div></div>	19 Dec 2020	19 Mar 2021			19 Mar 2021	0.00	2.350000	17 Dec 2020	0.00	1,782,739.73	Y	300,000,000.00	1,782,739.73	0.00	480,821.90		105.00
<div></div>	19 Mar 2021	19 Jun 2021			19 Jun 2021	0.00	2.350000	17 Mar 2021	0.00	1,822,356.16	Y	300,000,000.00	1,822,356.16	0.00	491,506.90		105.00
<div></div>	19 Jun 2021	19 Sep 2021			19 Sep 2021	0.00	2.350000	17 Jun 2021	0.00	1,822,356.16	Y	300,000,000.00	1,822,356.16	0.00	491,506.90		105.00
<div></div>	19 Sep 2021	19 Dec 2021			19 Dec 2021	0.00	2.350000	16 Sep 2021	0.00	1,802,547.95	Y	300,000,000.00	1,802,547.95	0.00	486,164.40		105.00
<div></div>	19 Dec 2021	19 Mar 2022			19 Mar 2022	0.00	2.350000	16 Dec 2021	0.00	1,782,739.73	Y	300,000,000.00	1,782,739.73	0.00	480,821.90		105.00
<div></div>	19 Mar 2022	19 Jun 2022			19 Jun 2022	0.00	2.350000	17 Mar 2022	0.00	1,822,356.16	Y	300,000,000.00	1,822,356.16	0.00	491,506.90		105.00
<div></div>	19 Jun 2022	19 Sep 2022			19 Sep 2022	0.00	2.350000	16 Jun 2022	0.00	1,822,356.16	Y	300,000,000.00	1,822,356.16	0.00	491,506.90		105.00
<div></div>	19 Sep 2022	19 Dec 2022			19 Dec 2022	0.00	2.350000	15 Sep 2022	0.00	1,802,547.95	Y	300,000,000.00	1,802,547.95	0.00	486,164.40		105.00
<div></div>	19 Dec 2022	19 Mar 2023			19 Mar 2023	0.00	2.350000	15 Dec 2022	0.00	1,782,739.73	Y	300,000,000.00	1,782,739.73	0.00	480,821.90		105.00
<div></div>	19 Mar 2023	19 Jun 2023			19 Jun 2023	0.00	2.350000	16 Mar 2023	0.00	1,822,356.16	Y	300,000,000.00	1,822,356.16	0.00	491,506.90		105.00
<div></div>	19 Jun 2023	19 Sep 2023			19 Sep 2023	0.00	2.350000	15 Jun 2023	0.00	1,822,356.16	Y	300,000,000.00	1,822,356.16	0.00	491,506.90		105.00
<div></div>	19 Sep 2023	19 Dec 2023			19 Dec 2023	0.00	2.350000	15 Sep 2023	0.00	1,802,547.95	Y	300,000,000.00	1,802,547.95	0.00	486,164.40		105.00
<div></div>	19 Dec 2023	19 Mar 2024			19 Mar 2024	0.00	2.350000	15 Dec 2023	0.00	1,802,547.95	Y	300,000,000.00	1,802,547.95	0.00	486,164.40		105.00
<div></div>	19 Mar 2024	19 Jun 2024			19 Jun 2024	300,000,000.00	2.350000	15 Mar 2024	0.00	1,822,356.16	Y	0.00	301,822,356.16	0.00	491,506.90		105.00

1

2

3

4

5

6

7

8

9

10

11

12

13

14

15

16

17

18

19

20

21

22

23

24

25

26

27

28

29

30

31

32

33

34

35

36

37

38

39

40

41

42

43

44

45

46

47

48

49

50

51

52

53

54

55

56

57

58

59

60

61

62

63

64

65

66

67

68

69

70

71

72

73

74

75

76

77

78

79

80

81

82

83

84

85

86

87

88

89

90

91

92

93

94

95

96

97

98

99

100

FREQUENTLY ASKED QUESTIONS

RELATED INFORMATION

[General Formatting For All Reports](#)

CHANGE HISTORY

Date	By	Changes
17-May-2016	Rj	Created.
23-May-2016	Rj	Formatted.
13-Dec-2019	Lyra	Updated screenshots.
21-Jun-2024	TS	Updated to W6 instructions and screenshots.