

Report 3103: Movement of Call/Sweep (W5)

[This version is superseded. Click here to view the latest guide.](#)

PURPOSE

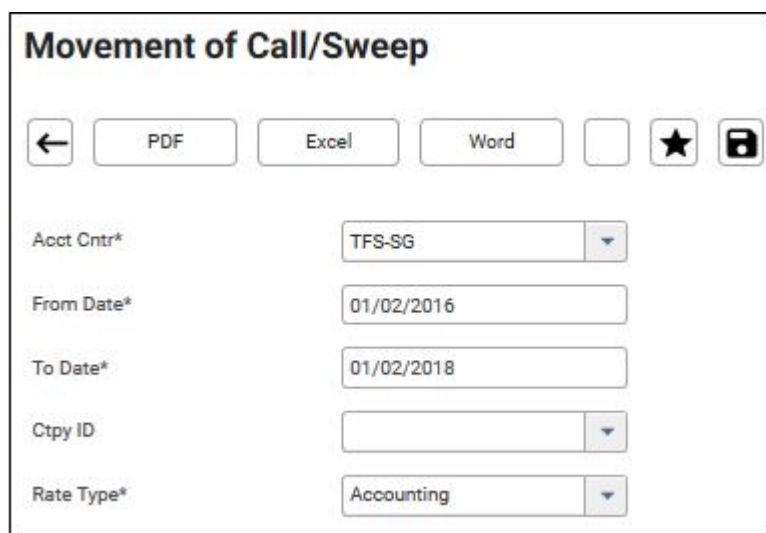
To provide the details used by CS Lucas to show the Movement of Call/Sweep.

WHY IS THIS IMPORTANT?

Allow users to verify the details of Movement of Call/Sweep.

QUERY

1. Navigate to Reporting > Standards > Report 3103: Movement of Call/Sweep.



The screenshot shows a web-based report interface titled "Movement of Call/Sweep". At the top, there are buttons for navigation and export: a back arrow, "PDF", "Excel", "Word", an empty box, a star icon, and a save icon. Below these are five input fields with labels and dropdown menus: "Acct Cntr*" with "TFS-SG", "From Date*" with "01/02/2016", "To Date*" with "01/02/2018", "Ctpy ID" (empty), and "Rate Type*" with "Accounting".


2. Fill in the mandatory parameter – Acct Cntr, Fr Date, To Date, Val Ccy and Rate Type.

3. Click on the required format.

4. The report shows the TDate, VDate, Trade ID, Accounting Centre, Counterparty, Portfolio, Currencies, Contract/Fix


Rate, Reval Rate, Val Ccy, P/L Val Ccy and Narrative.

3103



Movement of Call/Sweep
 Acct Cntr:TFS-SG Date: From 1-Jan-2000 to 31-Dec-2019 Counterparty: All Exchange Type: Accounting

CtpyID	Ccy	TradeID	VDate	Trade Ccy			Base Ccy		
				Additional	Reduction	Balance	Additional	Reduction	Balance
TFS-SG									
AA-SG	SGD	INC100001.00	22-Feb-16		(10,000.00)	(10,000.00)		(10,000.00)	(10,000.00)
					(10,000.00)				
Co.F	SGD	INC100002.00	22-Feb-16		(15,000.00)	(15,000.00)		(15,000.00)	(15,000.00)
					(15,000.00)				
TGL-SG	SGD	INC100003.00	22-Feb-16		(20,000.00)	(20,000.00)		(20,000.00)	(20,000.00)
					(20,000.00)				

For explanation of  button, please see link.

For explanation of   buttons, please see [link](#).

DATA SOURCE

To view the following transaction,


A	B	C	D	E	F	G	H	I	J
CtpyID	Ccy	TradeID	VDate	Additional	Reduction	Balance	Additional	Reduction	Balance
TFS-SG									
AA-SG	SGD	INC100001.00	22-Feb-16		(10,000.00)	(10,000.00)		(10,000.00)	(10,000.00)

Follow the steps as shown below:

1. Navigate to Transaction > Call/Sweep.
2. Select View* (From example: Activity).
3. Select Short Name* (From example: Co.A – Co.B)
4. Select View* (From example: Co.A/Co.B)
5. Key in VDate Fr* (From example: 01/02/2016)
6. Click Refresh.

Amend Call/Sweep

←
Amend
Settle'm Bank

TradeID	INC100001.00	C
Shortname	Co.A - Co.B	▼
Acct Cntr*	Co.A	▼
CtpylD*	Co.B	A ▼
VDate*	22/02/2016	D
Ccy*	SGD	B ▼
Outstanding Principal		0.00 
Outstanding Interest		0.00
Interest Capitalized		0.00
Interest (+In/-Out)		0.00
(-ve CF) Lend	▼	F/G/H/J -10,000,000.00
Portfolio		▼
AcctCntr Division		▼
Our Dealer	dev01@12dl2d.com	▼
Ctpy Dealer		
Narrative		

FREQUENTLY ASKED QUESTIONS

RELATED INFORMATION

[General Formatting For All Reports](#)

CHANGE HISTORY

Date	By	Changes
20-Jan-2017	Li Ping	Created.
13-Dec-2019	Lyra	Updated Screenshots.