

Report 3018 : Period Income Statement Analysis (Posted)

PURPOSE

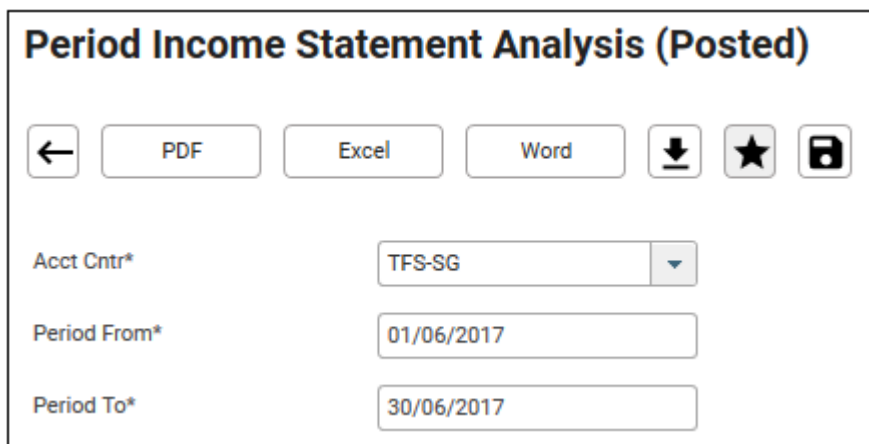
To provide the details used by CS Lucas to show the Period Income Statement Analysis (Posted).

WHY IS THIS IMPORTANT?

Allow users to verify the details of Period Income Statement Analysis (Posted).

QUERY

1. Navigate to Reporting > Standard > Report 3018: Period Income Statement Analysis (Posted).



Period Income Statement Analysis (Posted)

← PDF Excel Word ↓ ★ 📁

Acct Cntr* TFS-SG ▼

Period From* 01/06/2017

Period To* 30/06/2017

2. Fill in the mandatory parameter – Acct Cntr, Period From, Period To.

3. Click on the required format.


4. The report shows all the posted Profit/Loss account items by periods. Column fields for this report are Account Description, COA, Total and Period Buckets.

3018

CS LUCAS

Period Income Statement Analysis (Posted)
 Acct Cntr:TFS-SG Date: From 1-Jun-2017 to 30-Jun-2017

Account Description	COA	Total	01-Jun-17	30-Jun-17
FX - Unrealised Gains - FX Trade				
SGD:CITI-SG:	11079451	(432,365.29)	(432,365.29)	
SGD:CITI-SG HEDGING	11079451	(432,365.29)	(432,365.29)	
SGD:DBS-SG:	11079451	(432,365.29)	(432,365.29)	
		<u>(1,297,095.8)</u>	<u>(1,297,095.8)</u>	
FX - Unrealised Gains - Revenue				
USD:CITI-SG DEFAULT	11078103	(2,790.63)	(2,790.63)	
USD:CITI-SG TL-HEDGE	11078103	(2,790.63)	(2,790.63)	
USD:DBS-SG:	11078103	(2,790.63)	(2,790.63)	
		<u>(8,371.89)</u>	<u>(8,371.89)</u>	
FX - Unrealised Losses - Capital				
USD:CITI-SG DEFAULT	11079152	26,300.00	26,300.00	
USD:CITI-SG TL-HEDGE	11079152	26,300.00	26,300.00	
USD:SCB-SG DEFAULT	11079152	26,300.00	26,300.00	
		<u>78,900.00</u>	<u>78,900.00</u>	

For explanation of  button, please see [link](#).

For explanation of   buttons, please see [link](#).


DATA SOURCE

To view the breakdown of the number for the following account item,

Account Description	COA	Total	01-Jun-17	30-Jun-17
FX - Unrealised Gains - FX Trade				
SGD:CITI-SG:	11079451	(432,365.29)	(432,365.29)	

Follow the steps as shown below:

1. Navigate to Reporting > Standard > Report 3006: Journal Listing by Post Date.
2. Select Acct Cntr* (In this example: TFS-SG).
3. Select PDate From (In this example: 1-Jun-2017).
4. Select PDate To (In this example: 30-Jun-2017).

5. Click  to export this report into Raw Excel.

Journal Listing by Post Date

← PDF Excel Word ↓ ★

Acct Cntr* TFS-SG

PDate From* 01/06/2017

PDate To* 30/06/2017

TradeID

6. Filter “EJ_ACCTTYPE” by FX – Unrealised Gains – FX Trade, followed by “EJ_ERPACCOUNTNO” 11079451.

FILEHOMEINSERTPAGE LAYOUTFORMULASDATAREVIEWVIEW

3006-1.xls [Read-Only] [Compatibility Mode] - Excel

Sign in

J39

<

Note: Posted account items will have a post reference number stated under “EV_POSTREF” column.

FREQUENTLY ASKED QUESTIONS

RELATED INFORMATION

[General Formatting For All Reports](#)

CHANGE HISTORY

Date	By	Changes
29-Apr-2020	T5	Created.