

# Report 3006: Journal Listing by Post Date

## PURPOSE

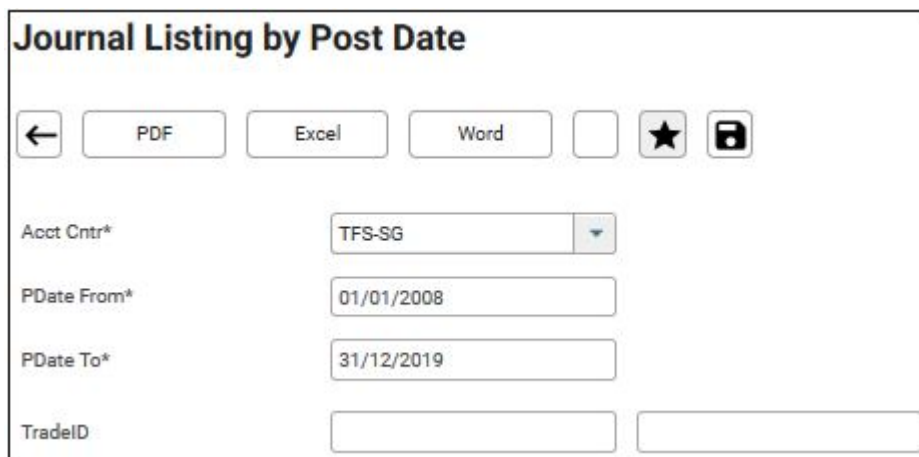
To provide the details used by CS Lucas to show the Journal Listing by Post Date.

## WHY IS THIS IMPORTANT?

Allow users to verify the details of Journal Listing by Post Date.

## QUERY

1. Navigate to Reporting > Standards > Report 3006: Journal Listing by Post Date.



**Journal Listing by Post Date**

← PDF Excel Word ★

Acct Cntr\* TFS-SG ▼

PDate From\* 01/01/2008

PDate To\* 31/12/2019

TradeID

2. Fill in the mandatory parameter – Acct Cntr, PDate From and PDate To.


3. Click on the required format.

4. The report shows the TradeID, Event Type, PostDate, Account No, Account Description, Ccy, Dr, Cr, Base Dr, Cr and Exchange Rate.

3006  
CS LUCAS

**Journal Listing by Post Date**  
Acct Cntr:TFS-SG PDate: From 1-Jan-2008 to 31-Dec-2019 TradeID: From \* To \*

TradeID	Event Type	Post Date	Account No	Account Description	Ccy	Dr	Cr	Base	Dr	Cr	Exc Rate
<b>TFS-SG</b>											
FRX100001.00	FX MTM	30-Jun-17	11079452	FX - Unrealised Losses - FX Trade	SGD	18,997.57		SGD	18,997.57		1.00000
FRX100001.00	FX MTM	30-Jun-17	11070404	FRX: Derivative Liability Fair Value	SGD		(18,997.57)	SGD		18,997.57	1.00000
MTM: B SGD1,358,981.00 S USD1,000,000.00 @1.358981									18,997.57	18,997.57	
FRX100002.00	FX MTM	30-Jun-17	11070403	FRX: Derivative Asset Fair Value	SGD	62,806.96		SGD	62,806.96		1.00000
FRX100002.00	FX MTM	30-Jun-17	11079451	FX - Unrealised Gains - FX Trade	SGD		(62,806.96)	SGD	62,806.96		1.00000
MTM: B USD2,000,000.00 S SGD2,693,780.00 @1.346890									62,806.96	62,806.96	

For explanation of  button, please see link.

For explanation of   buttons, please see [link](#).

## DATA SOURCE


To view the following transaction,


A	B	C	D	E	F	G	H	I	J		
TradeID	Event Type	Post Date	Account No	Account Description	Ccy	Dr	Cr	Base	Dr	Cr	Exc Rate
TFS-SG											
FRX100001.00	FX MTM	30-Jun-17	11079452	FX - Unrealised Losses - FX Trade	SGD	18,997.57		SGD	18,997.57		1.00000

Follow the steps as shown below:

1. Navigate to Back Office > Journals
2. Select Acct Cntr\* (From example: TFS-SG)
3. Click Refresh

### Journals Details



FRX100001.00 → A  
FX Outright: Bought SGD 1,358,981.00 and Sold USD 1,000,000.00 at 1.358981 value 5 Jul 2017 with DBS-SG. Portfolio:null [patrick@12dl2d user guides]

Status ↓ F Ready

PDate\* 30/06/2017 → C

Eff Date\* 30/06/2017

Show Parameter ☐

Journal Description  
MTM: B SGD1,358,981.00 S USD1,000,000.00 @1.358981

Event Type > FX MTM → **B**

Account Description: Navigate to Set Up > Charts Of Accounts  
→ **E**

DR 18,997.57: 18,997.58 \* 1.00000 → **I/G**

Exc Rate: Navigate to Prices > Exchange Rate → **J**

## **FREQUENTLY ASKED QUESTIONS**

## **RELATED INFORMATION**

[General Formatting For All Reports](#)

## **CHANGE HISTORY**

Date	By	Changes
16-Jan-2017	Li Ping	Created.
13-Dec-2019	Lyra	Updated Screenshots.