Report 2009: Outstanding Money Market

See previous W5 version guide

PURPOSE

To provide the details used by CS Lucas to show the total amount of transaction of each bank grouped by currency.

WHY IS THIS IMPORTANT?

Allow users to verify the details of Money Market Trade.

QUERY

1. Navigate to Reporting > Standard > Report 2009: Outstanding Money Market.



2. Acct Cntr and Date is a mandatory parameter. Portfolio is an optional parameter.

3. Click Action and select the required format.

4. The report shows the Currency, Counterparty ID, Accounting Centre, Trade ID, VDate, MDate, Rates, Interest, Principal (Amount), MAT Proceeds (Total Amount

with Interest), Accruals, Accounting Centre Base Currency, Exchange Rate, Principal and Accruals in the Base Currency.

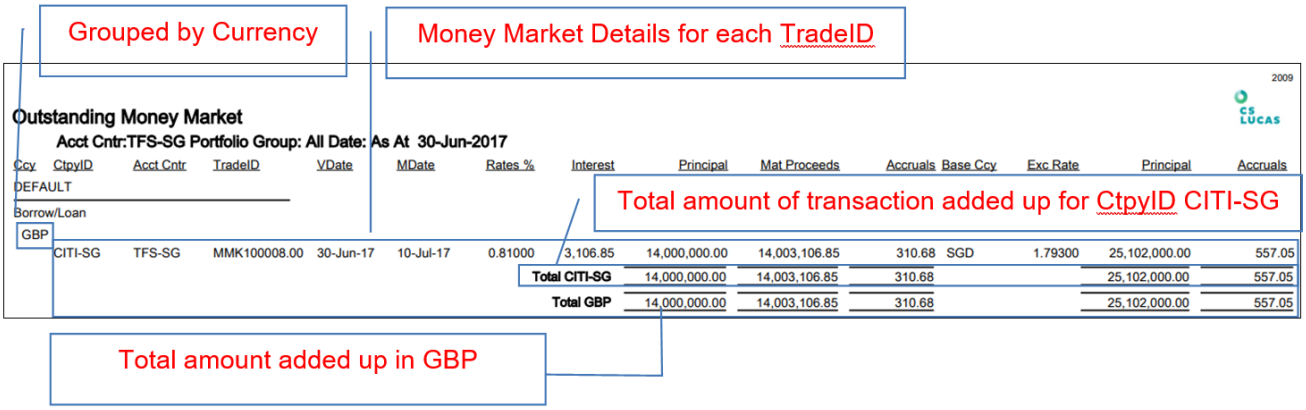

For explanation of Excel Raw export, please see link.

For explanation of  buttons, please see link.

DATA SOURCE

To view the following transaction,

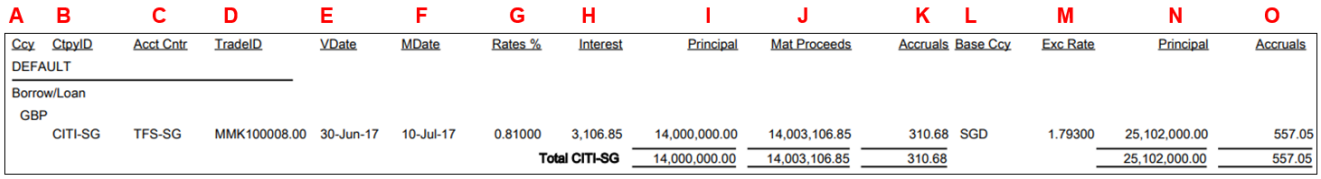

Follow the steps as shown below:

1. Navigate to Transaction > Money Market

2. Select Acct Cntr* (From example: TFS-SG)

3. Key in MDate Fr* (From Example: 01/07/2017)

4. Click Refresh.

5. Click on the Trade ID (From example: MMK100008.00) to drill down to the Amend Money Market screen.

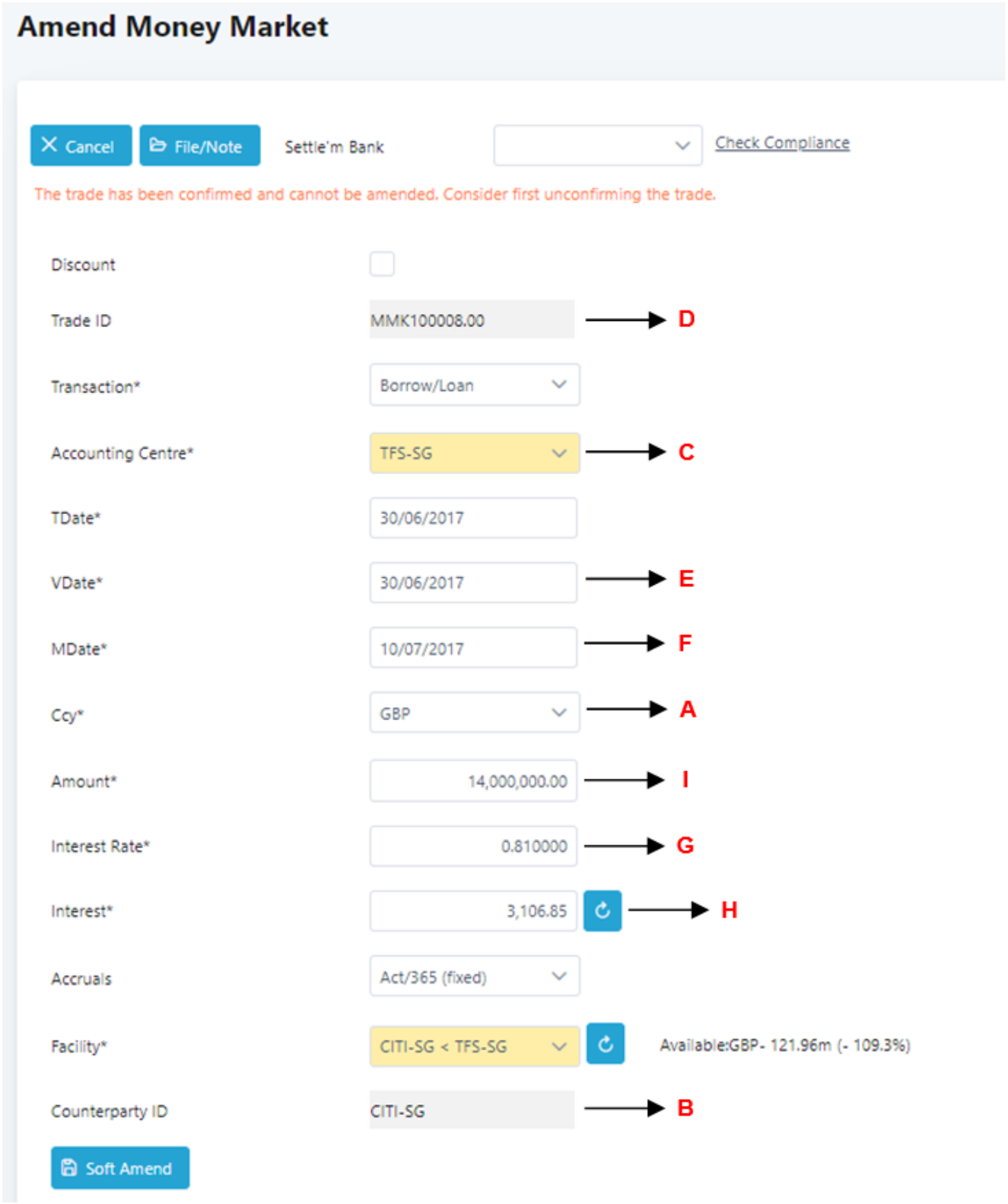

6. J = Maturity Proceeds. Principal (I) + Interest (H).

7. L = Accounting Centre Base Currency. Navigate to Set Up > Entity.

8. M = Exchange Rate. Navigate to Prices > Exchange Rate.

9. N = Principal in the Base Currency. Principal (I) * Exc Rate (M).

10. O = Accruals in the Base Currency. Accruals (K) * Exc Rate (M).

FREQUENTLY ASKED QUESTIONS

RELATED INFORMATION

General Formatting For All Reports

CHANGE HISTORY

Date	By	Changes
13-May-2016	Ruijin	Created.
23-May-2016	Rj	Formatted.
3-Aug-2016	Li Ping	Rewritten. Reformatted.
12-Dec-2019	Lyra	Updated screenshots.
12-Jun-2024	TS	Updated to W6 instructions and screenshots.