

Report 2006: Money Market Trade By Maturity (W5)

[This version is superseded. Click here to view the latest guide.](#)

PURPOSE

To provide the details used by CS Lucas to show Money Market Trade Grouped by Maturity.








WHY IS THIS IMPORTANT?

Allow users to verify the details of Money Market Trade.

QUERY

1. Navigate to Reporting > Standard > Report 2006: Money Market Trade By Maturity.

Money Market Trade By Maturity



Acct Cntr*

TFS-SG

TDate From*

01/06/2017

TDate To

dd/mm/yyyy

VDate From*

01/06/2017

VDate To

dd/mm/yyyy

MDate From*

01/06/2017

MDate To

dd/mm/yyyy

2. Acct Cntr, TDate From, VDate From and MDate From are mandatory

parameters. The rest are optional parameters.

3. Click on the required format.

4. The report shows the Type, TradeID, Accounting Centre, Counterparty ID, TDate, VDate, MDate, Currency, Principal (Amount), Interest, Tax, MAT Proceeds (Total Amount with Interest), Rates, Accruals and Narrative.

Money Market Trade Details

Total Maturing

Money Market Trade By Maturity															
Acct Cntr:TFS-SG TDate: All Dates VDate: All Dates MDate: All Dates															
Type	TradeID	Acct Cntr	CptyID	MDate	VDate	TDate	Ccy	Principal	Interest	Tax	Mat Proceeds	Rates %	Acc Method	Narrative	Cpty Ref
Lend/Place	MMK100034.00	TFS-SG	DBS-SG	15-Jan-07	8-Jan-07	5-Jan-07	AUD	5,000,000.00	5,959.72	0.00	5,005,959.72	6.13000	Act/360	MMK10938	
				15-Jan-07	Total Maturing Lend/Place		AUD	5,000,000.00	5,959.72	0.00	5,005,959.72				
Borrow/Loan	MMK100032.01	TFS-SG	JAREV-SG	15-Jan-07	8-Jan-07	8-Jan-07	AUD	(5,000,000.00)	(5,862.50)	0.00	(5,005,862.50)	6.03000	Act/360	MMK10947A	
				15-Jan-07	Total Maturing Borrow/Loan		AUD	(5,000,000.00)	(5,862.50)	0.00	(5,005,862.50)				
Borrow/Loan	MMK100008.00	TFS-SG	CITI-SG	10-Jul-17	30-Jun-17	30-Jun-17	GBP	(14,000,000.00)	(3,106.85)	0.00	(14,003,106.85)	0.81000	Act/365 (fixed)		
				10-Jul-17	Total Maturing Borrow/Loan		GBP	(14,000,000.00)	(3,106.85)	0.00	(14,003,106.85)				
Lend/Place	MMK100033.00	TFS-SG	ABN-SG	5-Jan-07	4-Dec-06	4-Dec-06	SGD	5,000,000.00	14,246.58	0.00	5,014,246.58	3.25000	Act/365 (fixed)	MMK10766	
				5-Jan-07	Total Maturing Lend/Place		SGD	5,000,000.00	14,246.58	0.00	5,014,246.58				

For explanation of  button, please see link.

For explanation of   buttons, please see [link](#).

DATA SOURCE

To view the following transaction,

Type	TradeID	Acct Cntr	CptyID	MDate	VDate	TDate	Ccy	Principal	Interest	Tax	Mat Proceeds	Rates %	Acc Method	Narrative	Cpty Ref
Lend/Place	MMK100034.00	TFS-SG	DBS-SG	15-Jan-07	8-Jan-07	5-Jan-07	AUD	5,000,000.00	5,959.72	0.00	5,005,959.72	6.13000	Act/360	MMK10938	
				15-Jan-07	Total Maturing Lend/Place	AUD	5,000,000.00	5,959.72	0.00	5,005,959.72					

ABCDEFGHIJKLMN

Follow the steps as shown below:

1. Navigate to Transaction > Money Market.
2. Key in the Mdate From*.
3. Click Refresh.

Amend Money Market

←

Update

Settle'm Bank

Discount ☐

Trade ID MMK100034.00 **B**

Transaction* Lend/Place **A** ▼

Accounting Centre* TFS-SG **C** ▼

TDate* 05/01/2007 **G**

VDate* 08/01/2007 **F**

MDate* 15/01/2007 **E**

Ccy* AUD **H** ▼

Amount* 5,000,000.00

Interest Rate* 6.130000

Interest* 5,959.72

Accruals Act/360 **M** ▼

Facility* TFS-DBS-MM-07

Counterparty ID DBS-SG **D**

Soft Amend

Portfolio DEFAULT ▼

Transaction Type - ▼

Projects - ▼

Our Dealer dev01@12dl2d.com ▼

Ctpy Dealer Derrick

Ctpy Reference

Broker ▼

Brokerage

Narrative MMK10938 **N**

→ **K**

FREQUENTLY ASKED QUESTIONS

RELATED INFORMATION

[General Formatting For All Reports](#)

CHANGE HISTORY

Date	By	Changes
10-May-2016	Ruijun	Created.
23-May-2016	RJ	Formatted.
3-Aug-2016	Li Ping	Rewritten. Reformatted.
11-Dec-2019	Lyra	Updated screenshots.
15-Dec-2022	T5	Enhancement to set TDate From, VDate From and MDate From to mandatory fields. Updated screenshot and instruction.