

# Report 1639 : Debt Maturity Profile

## PURPOSE

To provide the details used by CS Lucas to show Debt Maturity Profile.

## WHY IS THIS IMPORTANT?

Allow users to verify the details of Debt Maturity Profile.

## QUERY

1. Navigate to Reporting > Standard > Report 1639: Debt Maturity Profile.

### Debt Maturity Profile

Acct Cntr*	<input type="text" value="TFS-SG"/>
As At Date*	<input type="text" value="30/06/2017"/>
Report Ccy*	<input type="text" value="SGD"/>
Borrow/Lend*	<input type="text" value="Borrow"/>
Rate Type*	<input type="text" value="Valuation"/>
Unit*	<input type="text" value="Thousands"/>

---

Filter & Group

Grouping	<input type="text" value=""/>
Filter	<input type="text" value=""/>
Alt Group A	<input type="text" value=""/>
Alt Group B	<input type="text" value=""/>

---

Corp Structure

Corp Structure	<input type="text" value=""/>
Eff Int(%)	<input type="text" value=""/> - <input type="text" value=""/>
Parent	<input type="text" value=""/>
Counterparty	<input type="text" value=""/>
Net of Effective Interest	<input type="text" value="No"/>
Layout	<input type="text" value="A3"/>
Period	<input type="text" value="Annually"/>

2. Fill in the mandatory parameter – Acct Cntr, As At Date, Reporting Currency, Borrow/Lend, Rate Type and Unit.

3. Click on the required format.

4. The report shows Accounting Centre, Facility, Basis Rate, Margin, Facility MDate, Closing Loan Principal Balance as at Reporting Date, Effective Stake % and Repayment of Loan Principal in different time buckets.

Debt Maturity Profile

Acct Cntr:TFS-SG Date: As At 30-Jun-2017 Val Currency: SGD Borrow/Lend: BorrowExchange Type: Valuation Units : Thousands Grouping : All Filter : All Alt Group A : All Alt Group B : All Corp Structure : All Eff Int(%): 0.0 to 100.0 Parent : All Counterparty: All Net of Effective Interest : No Layout : A3 Period : Annually

1022

CS LUCAS

GroupingAcctCntrFacility

BasisMargin

MDate

Closing

30-Jun-2017

Eff\_State

5-Jul-2017

Y1.1

Y1.2

Y1.3

Y1.4

Y1.5

Y1.6

Y1.7

Y1.8

Y1.9

Y1.10

Y1.11

Y1.12


Y1.13



Y1.14

Thereafter

Repayment

±																					
TFS-SG	CIT-SG < TFS- Libor 3	31-Dec-50	62,638	0.00	0	0	62,638	0	0	0	0	0	0	0	0	0	0	0	0	0	0
TFS-SG	CIT-SG < TFS- Libor 3	31-Dec-50	15,000	0.00	15,000	0	0	0	0	0	0	0	0	0	0	0	0	0	0	0	0
TFS-SG	CIT-SG < TFS- Libor 3	31-Dec-50	27,546	0.00	27,546	0	0	0	0	0	0	0	0	0	0	0	0	0	0	0	0
TFS-SG	CIT-SG < TFS- Libor 3	31-Dec-50	25,102	0.00	25,102	0	0	0	0	0	0	0	0	0	0	0	0	0	0	0	0
TFS-SG	CIT-SG < TFS- Libor 3	31-Dec-50	75,752	0.00	0	0	0	0	75,752	0	0	0	0	0	0	0	0	0	0	0	0
TFS-SG	CIT-SG < TFS- Libor 3	31-Dec-50	66,865	0.00	0	0	0	0	66,865	0	0	0	0	0	0	0	0	0	0	0	0
TFS-SG	CIT-SG < TFS- Libor 3	31-Dec-50	66,865	0.00	0	0	0	0	66,865	0	0	0	0	0	0	0	0	0	0	0	0
TFS-SG	CIT-SG < TFS- Libor 3	31-Dec-50	80,000	0.00	0	0	0	80,000	0	0	0	0	0	0	0	0	0	0	0	0	0
TFS-SG	D65-SG < TFS- Libor 3	31-Dec-50	300,000	0.00	0	0	0	0	0	0	0	300,000	0	0	0	0	0	0	0	0	0
Total -			743,768		67,648	0	62,638	80,000	213,482	0	0	300,000	0	0	0	0	0	0	0	0	0
Total -			743,768		67,648	0	62,638	80,000	213,482	0	0	300,000	0	0	0	0	0	0	0	0	0
Total -			743,768		67,648	0	62,638	80,000	213,482	0	0	300,000	0	0	0	0	0	0	0	0	0
Report Total			743,768		67,648	0	62,638	80,000	213,482	0	0	300,000	0	0	0	0	0	0	0	0	0

For explanation of  button, please see [link](#).

For explanation of   buttons, please see [link](#).

### DATA SOURCE

### FREQUENTLY ASKED QUESTIONS

### RELATED INFORMATION

[General Formatting For All Reports](#)

### CHANGE HISTORY

Date	By	Changes
30-Apr-2020	TS	Created.