Report 1430 : Cash Balance Grouped By Currency

See previous W5 version guide

PURPOSE

To provide the details used by CS Lucas to show the cash balance grouped by currency.

WHY IS THIS IMPORTANT?

Allow users to verify the details of Cash Balance.

QUERY

1. Navigate to Reporting > Standard > Report 1430: Cash Balance Grouped By Currency.

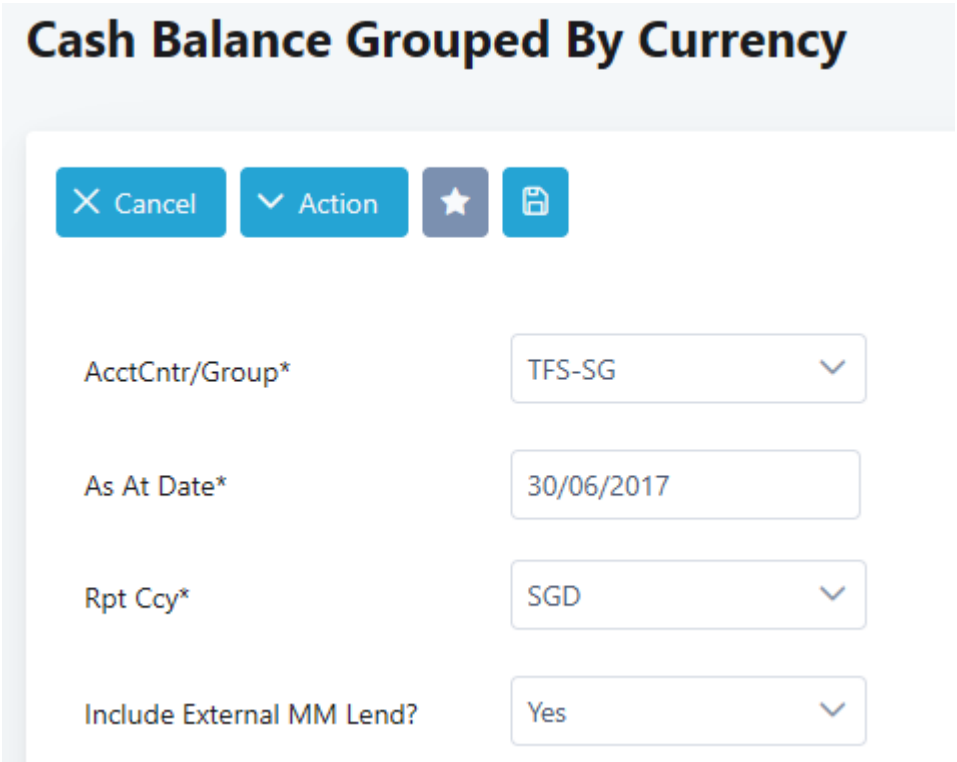

2. Fill in the mandatory parameter – Acct Cntr/Group, As At Date and Rpt Ccy.

3. Click Action and select the required format.

4. The report shows the cash balance grouped by currency. Column fields available in this report are Currency, Accounting Centre, SSI/Trade ID, Counterparty, Rate%, Balance, Reporting Currency (In this example: SGD), Last Update, Ledger, Reporting Currency (In this example: SGD), Last Update.

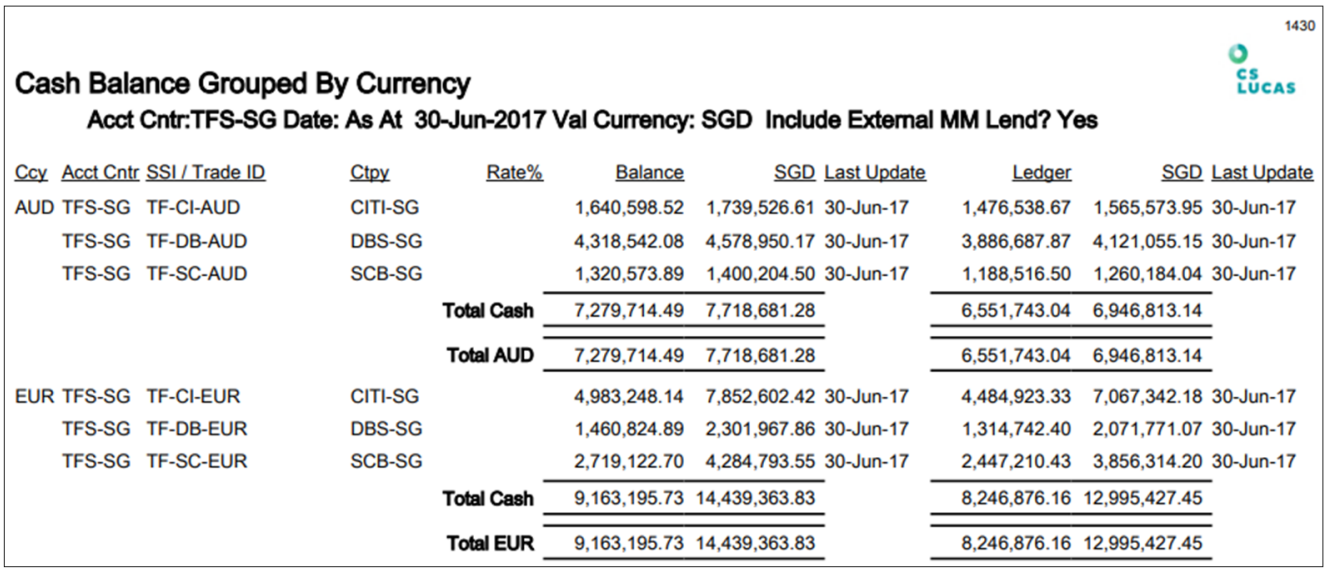

1430

Cash Balance Grouped By Currency

Acct Cntr:TFS-SG Date: As At 30-Jun-2017 Val Currency: SGD Include External MM Lend? Yes

Ccy	Acct Cntr	SSI / Trade ID	Ctpy	Rate%	Balance	SGD	Last Update	Ledger	SGD	Last Update
AUD	TFS-SG	TF-CI-AUD	CITI-SG		1,640,598.52	1,739,526.61	30-Jun-17	1,476,538.67	1,565,573.95	30-Jun-17
	TFS-SG	TF-DB-AUD	DBS-SG		4,318,542.08	4,578,950.17	30-Jun-17	3,886,687.87	4,121,055.15	30-Jun-17
	TFS-SG	TF-SC-AUD	SCB-SG		1,320,573.89	1,400,204.50	30-Jun-17	1,188,516.50	1,260,184.04	30-Jun-17
				Total Cash	7,279,714.49	7,718,681.28		6,551,743.04	6,946,813.14	
				Total AUD	7,279,714.49	7,718,681.28		6,551,743.04	6,946,813.14	
EUR	TFS-SG	TF-CI-EUR	CITI-SG		4,983,248.14	7,852,602.42	30-Jun-17	4,484,923.33	7,067,342.18	30-Jun-17
	TFS-SG	TF-DB-EUR	DBS-SG		1,460,824.89	2,301,967.86	30-Jun-17	1,314,742.40	2,071,771.07	30-Jun-17
	TFS-SG	TF-SC-EUR	SCB-SG		2,719,122.70	4,284,793.55	30-Jun-17	2,447,210.43	3,856,314.20	30-Jun-17
				Total Cash	9,163,195.73	14,439,363.83		8,246,876.16	12,995,427.45	
				Total EUR	9,163,195.73	14,439,363.83		8,246,876.16	12,995,427.45	

For explanation of Excel Raw export, please see link.

For explanation of  buttons, please see link.

DATA SOURCE

To view the following SSI's cash balance,



A	B	C			D	E		F	G	
Ccy	Acct Cntr	SSI / Trade ID	Ctpy	Rate%	Balance	SGD	Last Update	Ledger	SGD	Last Update
AUD	TFS-SG	TF-CI-AUD	CITI-SG		1,640,598.52	1,739,526.61	30-Jun-17	1,476,538.67	1,565,573.95	30-Jun-17

Follow the steps as shown below:

1. Navigate to Cash Management > Actual > Cash Balance.

2. Select Acct Cntr* (From example: TFS-SG).

3. Select Ccy* (From example: AUD).

4. Key in the VDate* (From example: 30-Jun-17).

5. Click Refresh.

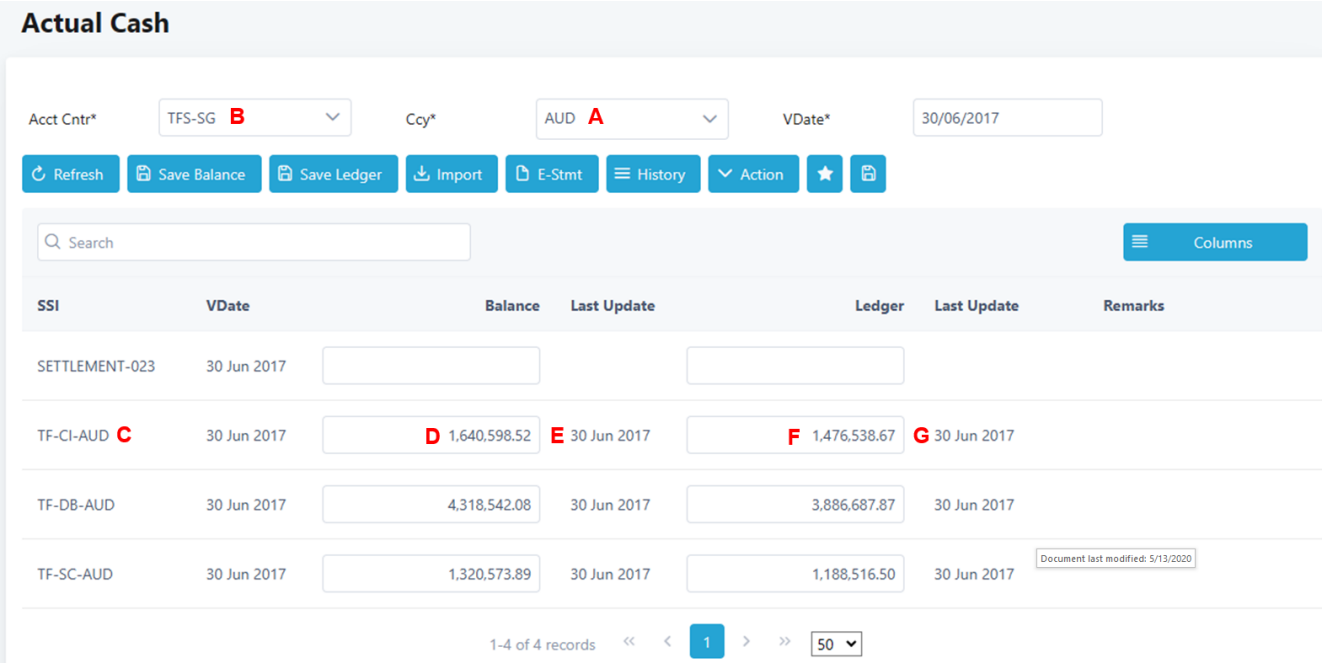

FREQUENTLY ASKED QUESTIONS

RELATED INFORMATION

General Formatting For All Reports

CHANGE HISTORY

Date	By	Changes
24-Apr-2020	TS	Created.
18-Sep-2024	TS	Updated to W6 instructions and screenshots.