

CS  
LUCAS

For explanation of  button, please see link.

For explanation of   buttons, please see [link](#).




## DATA SOURCE

To view the following transaction,

A	B	C	D
Acct.Cntr	SSI	Ccy	01-Jan-14
<b>TFS-SG</b>			
TFS-DBS-SGD-S123	SGD	1,221	
TFS-SG-CITI-SG-S428	SGD	77,154	
TFS-SG-DBS-SG-S141	SGD	12,322	
TFS-SG-HSBC-SG-S784	SGD	10,234	
		<u>100,931</u>	

Follow the steps as shown below:

1. Navigate to Cash Management > Actual > Cash Balance.
2. Select Acct Cntr\* (From example: TFS-SG)
3. Key in the VDate\* (From exmaple: 01/01/2014)
4. Select Ccy\* (From example: SGD)
5. Click Refresh.

Actual Cash		A	C					dev01	?
Acct Cntr*	TFS-SG	Ccy*	SGD	VDate*	01/01/2014				
Refresh	Save Balance	Save Ledger	Import	MT940	History				
SSI	B	VDate	D	Balance	Last Update	Ledger	Last Update	Remarks	
CITI-420		1 Jan 2014							
TF-CI-SGD		1 Jan 2014							
TF-DB-SGD		1 Jan 2014							
TF-DB-SGD		1 Jan 2014							
TF-DB-SGD-OPS		1 Jan 2014							
TF-SC-SGD		1 Jan 2014							
TFS-DBS-SGD-632		1 Jan 2014							
TFS-DBS-SGD-S123		1 Jan 2014	1,221.00	30 Jun 2012					
TFS-SG-CITI-SG-085		1 Jan 2014							
TFS-SG-CITI-SG-S428		1 Jan 2014	77,154.00	30 Jun 2012	76,580.00	31 May 2011			
TFS-SG-DBS-SG-S141		1 Jan 2014	12,322.00	30 Jun 2012					
TFS-SG-HSBC-SG-S784		1 Jan 2014	10,234.00	30 Jun 2012					

## **FREQUENTLY ASKED QUESTIONS**

## **RELATED INFORMATION**

[General Formatting For All Reports](#)

## **CHANGE HISTORY**

Date	By	Changes
08-Dec-2016	Li Ping	Created.
11-Dec-2019	Lyra	Updated Screenshots.