Report 1416: Cash Balance by Counterparty

See previous W5 version guide

PURPOSE

To provide the details used by CS Lucas to show the Cash Balance by Counterparty.

WHY IS THIS IMPORTANT?

Allow users to verify the details of Cash Balance by Counterparty.

QUERY

1. Navigate to Reporting > Standards > Report 1416: Cash Balance by Counterparty.

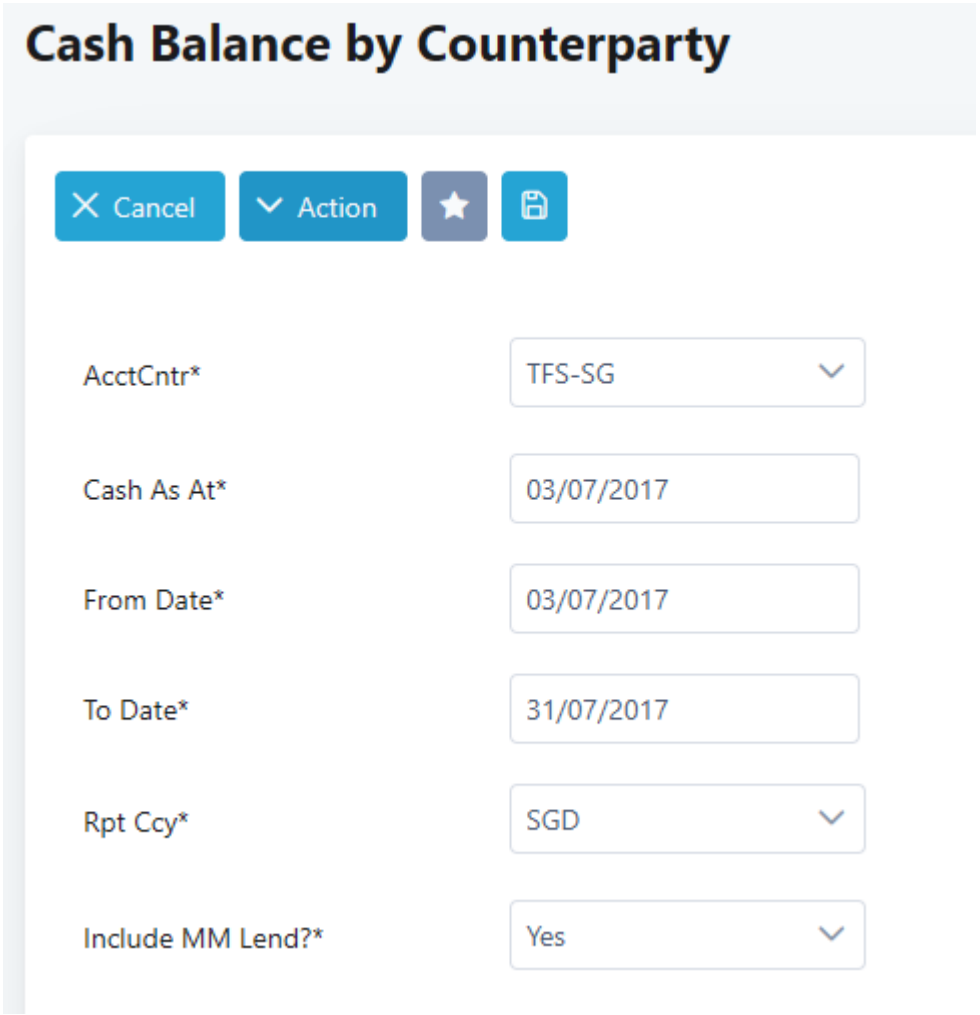

2. Fill in the mandatory parameter – Acct Cntr, Cash As At, From Date, To Date, Rpt Ccy and Include MM?

3. Click Action and select the required format.

4. The report shows the Counterparty, Accounting Centre, Reference, Currency, From Date, Net Movement, To Date, Rate and Rpt Amount.

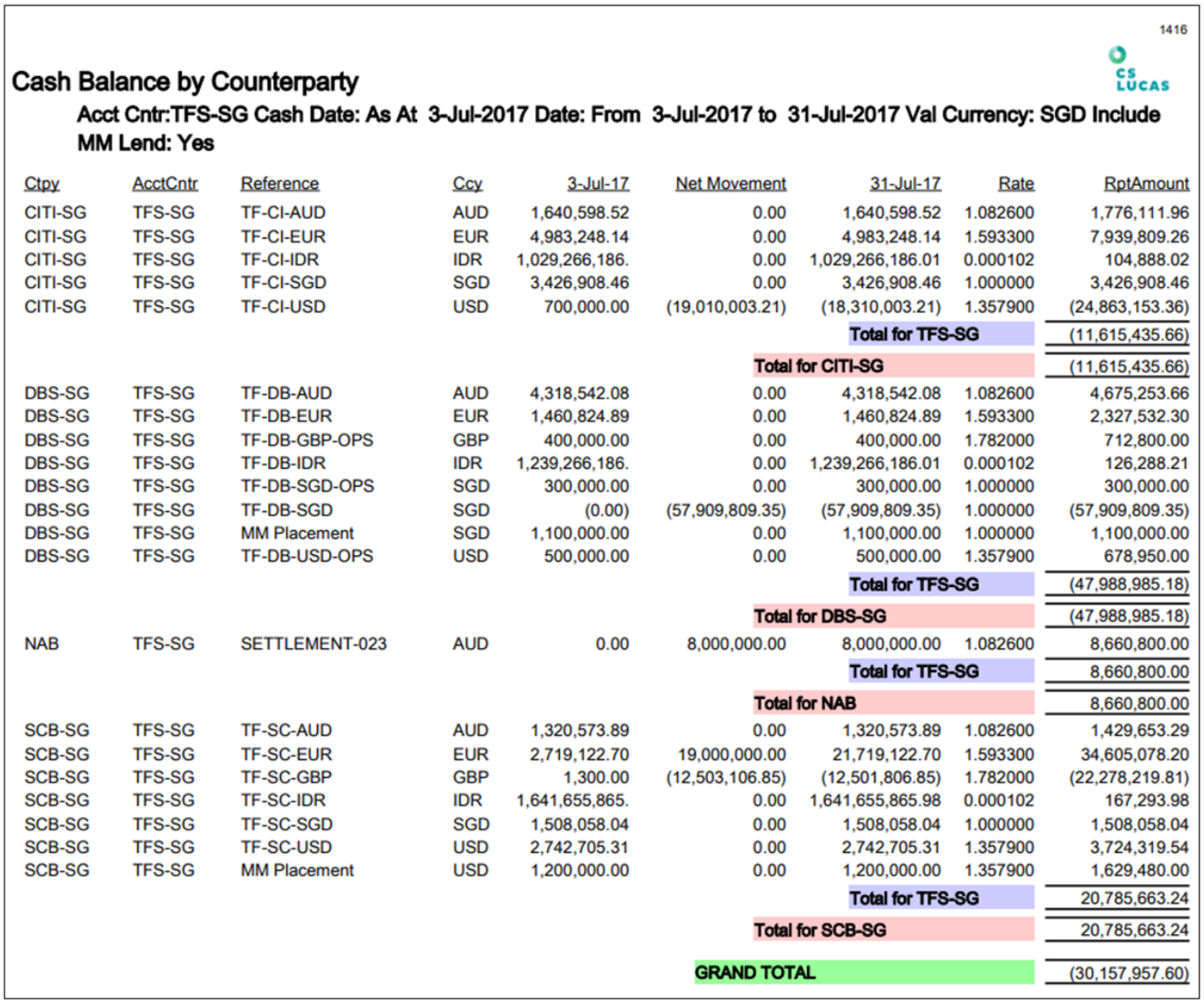

1416

Cash Balance by Counterparty

Acct Cntr:TFS-SG Cash Date: As At 3-Jul-2017 Date: From 3-Jul-2017 to 31-Jul-2017 Val Currency: SGD Include MM Lend: Yes

Ctpy	AcctCntr	Reference	Ccy	3-Jul-17	Net Movement	31-Jul-17	Rate	RptAmount
CITI-SG	TFS-SG	TF-CI-AUD	AUD	1,640,598.52	0.00	1,640,598.52	1.082600	1,776,111.96
CITI-SG	TFS-SG	TF-CI-EUR	EUR	4,983,248.14	0.00	4,983,248.14	1.593300	7,939,809.26
CITI-SG	TFS-SG	TF-CI-IDR	IDR	1,029,266,186.	0.00	1,029,266,186.01	0.000102	104,888.02
CITI-SG	TFS-SG	TF-CI-SGD	SGD	3,426,908.46	0.00	3,426,908.46	1.000000	3,426,908.46
CITI-SG	TFS-SG	TF-CI-USD	USD	700,000.00	(19,010,003.21)	(18,310,003.21)	1.357900	(24,863,153.36)
						Total for TFS-SG		(11,615,435.66)
					Total for CITI-SG			(11,615,435.66)
DBS-SG	TFS-SG	TF-DB-AUD	AUD	4,318,542.08	0.00	4,318,542.08	1.082600	4,675,253.66
DBS-SG	TFS-SG	TF-DB-EUR	EUR	1,460,824.89	0.00	1,460,824.89	1.593300	2,327,532.30
DBS-SG	TFS-SG	TF-DB-GBP-OPS	GBP	400,000.00	0.00	400,000.00	1.782000	712,800.00
DBS-SG	TFS-SG	TF-DB-IDR	IDR	1,239,266,186.	0.00	1,239,266,186.01	0.000102	126,288.21
DBS-SG	TFS-SG	TF-DB-SGD-OPS	SGD	300,000.00	0.00	300,000.00	1.000000	300,000.00
DBS-SG	TFS-SG	TF-DB-SGD	SGD	(0.00)	(57,909,809.35)	(57,909,809.35)	1.000000	(57,909,809.35)
DBS-SG	TFS-SG	MM Placement	SGD	1,100,000.00	0.00	1,100,000.00	1.000000	1,100,000.00
DBS-SG	TFS-SG	TF-DB-USD-OPS	USD	500,000.00	0.00	500,000.00	1.357900	678,950.00
						Total for TFS-SG		(47,988,985.18)
					Total for DBS-SG			(47,988,985.18)
NAB	TFS-SG	SETTLEMENT-023	AUD	0.00	8,000,000.00	8,000,000.00	1.082600	8,660,800.00
						Total for TFS-SG		8,660,800.00
					Total for NAB			8,660,800.00
SCB-SG	TFS-SG	TF-SC-AUD	AUD	1,320,573.89	0.00	1,320,573.89	1.082600	1,429,653.29
SCB-SG	TFS-SG	TF-SC-EUR	EUR	2,719,122.70	19,000,000.00	21,719,122.70	1.593300	34,605,078.20
SCB-SG	TFS-SG	TF-SC-GBP	GBP	1,300.00	(12,503,106.85)	(12,501,806.85)	1.782000	(22,278,219.81)
SCB-SG	TFS-SG	TF-SC-IDR	IDR	1,641,655,865.	0.00	1,641,655,865.98	0.000102	167,293.98
SCB-SG	TFS-SG	TF-SC-SGD	SGD	1,508,058.04	0.00	1,508,058.04	1.000000	1,508,058.04
SCB-SG	TFS-SG	TF-SC-USD	USD	2,742,705.31	0.00	2,742,705.31	1.357900	3,724,319.54
SCB-SG	TFS-SG	MM Placement	USD	1,200,000.00	0.00	1,200,000.00	1.357900	1,629,480.00
						Total for TFS-SG		20,785,663.24
					Total for SCB-SG			20,785,663.24
					GRAND TOTAL			(30,157,957.60)

For explanation of Excel Raw export, please see link.

For explanation of  buttons, please see link.

DATA SOURCE

To view the following transaction,

A	B	C	D	E	F	G	H	I
Ctpy	AcctCntr	Reference	Ccy	3-Jul-17	Net Movement	31-Jul-17	Rate	RptAmount
CITI-SG	TFS-SG	TF-CI-AUD	AUD	1,640,598.52	0.00	1,640,598.52	1.082600	1,776,111.96

Follow the steps as shown below:

1. Navigate to Cash Management > Cash Activities.

2. Select Acct Cntr* (From example: TFS-SG)

3. Key in the From* (From exmaple: 03/07/2017)

4. Select Total In* (From example: AUD)

5. Select SSI* (From example: TF-CI-AUD)

6. Click Refresh.

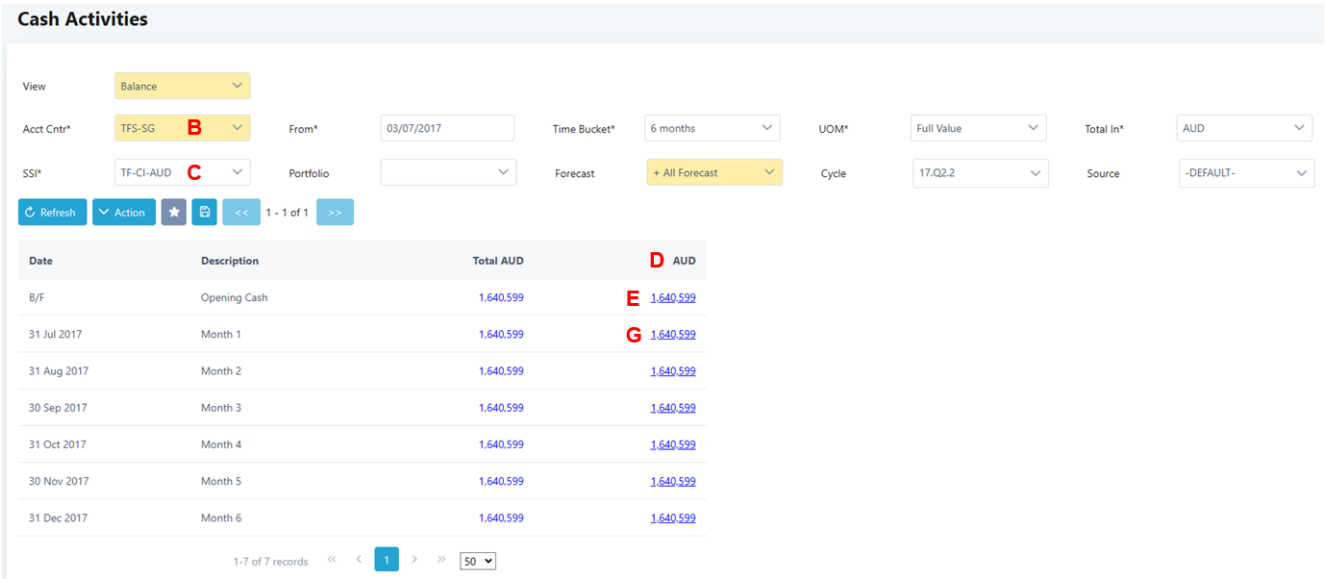

Net Movement: To Date Amount – From Date Amount -> F.
Rate: Navigate to Prices > Exchange Rate (Valuation Rate on reporting to date, e.g., 31-Jul-2017) -> H.
Rpt Amount: To Date Amount * Rate -> I.

FREQUENTLY ASKED QUESTIONS

RELATED INFORMATION

General Formatting For All Reports

CHANGE HISTORY

Date	By	Changes
8-Dec-2016	Li Ping	Created.
9-Jan-2020	Lyra	Updated screenshots.
16-Sep-2024	TS	Updated to W6 instructions and screenshots.