

# Report 1401: Daily Cash Projections - Current Day

## PURPOSE

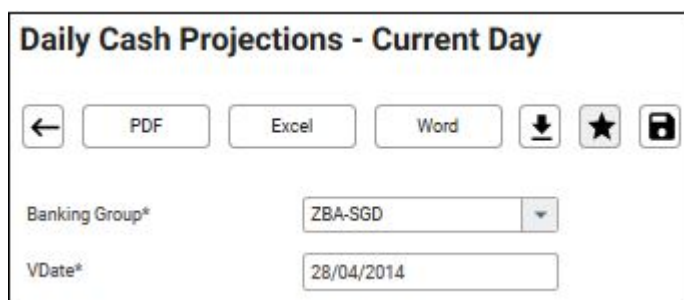
To provide the details used by CS Lucas to show the Daily Cash Projections - Current Day.

## WHY IS THIS IMPORTANT?

Allow users to verify the details of Daily Cash Projections - Current Day.

## QUERY

1. Navigate to Reporting > Standards > Report 1401: Daily Cash Projections - Current Day.



**Daily Cash Projections - Current Day**

← PDF Excel Word ↓ ★

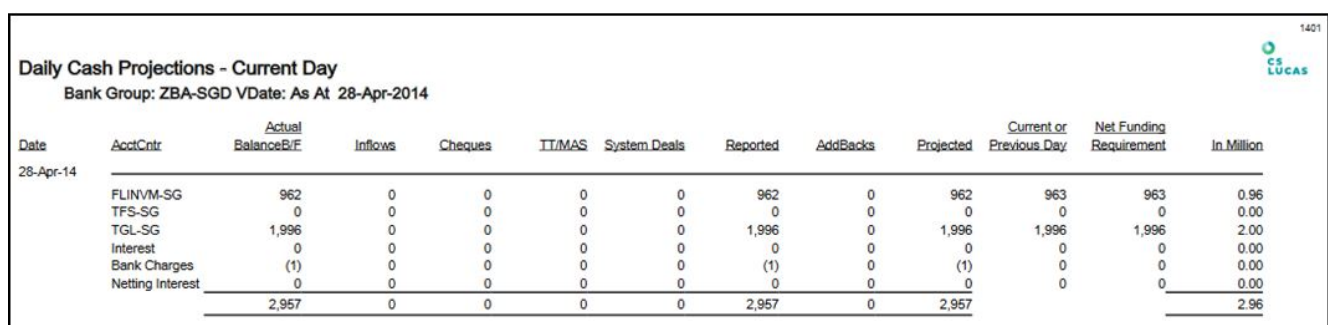
Banking Group\* ZBA-SGD

VDate\* 28/04/2014

2. Fill in the mandatory parameter - Banking Group and VDate.

3. Click on the required format.

4. The report shows the Date, Accounting Centre, Actual Balance, Inflows, Cheques, TT/MAS, System Deals, Reported, AddBacks and Projected.



**Daily Cash Projections - Current Day**  
Bank Group: ZBA-SGD VDate: As At 28-Apr-2014

Date	AcctCntr	Actual BalanceB/F	Inflows	Cheques	TT/MAS	System Deals	Reported	AddBacks	Projected	Current or Previous Day	Net Funding Requirement	In Million
28-Apr-14	FLINVM-SG	962	0	0	0	0	962	0	962	963	963	0.96
	TFS-SG	0	0	0	0	0	0	0	0	0	0	0.00
	TGL-SG	1,996	0	0	0	0	1,996	0	1,996	1,996	1,996	2.00
	Interest	0	0	0	0	0	0	0	0	0	0	0.00
	Bank Charges	(1)	0	0	0	0	(1)	0	(1)	0	0	0.00
	Netting Interest	0	0	0	0	0	0	0	0	0	0	0.00
		2,957	0	0	0	0	2,957	0	2,957			2.96

For explanation of  button, please see link.

For explanation of   buttons, please see [link](#).



## **DATA SOURCE**

To view the following transaction,

A	B	C	D	E	F	G	H	I	J	K	L	M
Date	Acct Cntr	Actual Balance B/F	Inflows	Cheques	TT/MAS	System Deals	Reported	Add Backs	Projected	Current or Previous Day	Net Funding Requirement	In Million
28-Apr-14	FLINVM-SG	962	0	0	0	0	962	0	962	963	963	0.96

Follow the steps as shown below:

1. Navigate to Cash Management > Cash Projections.
2. Select Bank Group\* (From example: ZBA-SGD)
3. Select Acct Cntr\* (From example: FLINVM-SG)
4. Key in For\* (From example: 28/04/2014)
5. Select Values in\* (From example: Thousands)
6. Click Refresh.

<b>Cash Projections</b>										
Bank Group*	ZBA-SGD	Acct Cntr*	FLINVM-SG	For*	28/04/2014	Values in*	Thousands			
Refresh		Fixing Deal		 						
Entity	Brought Fwd	Inflow	Cheques	TT	System Deal	Reported	Add Back %	Add Back	Projected	
FLINVM-SG	963.00	0.00	0.00	0.00	0.00	963.00	0.0	0.00	963.00	

## **FREQUENTLY ASKED QUESTIONS**

## **RELATED INFORMATION**

[General Formatting For All Reports](#)

## **CHANGE HISTORY**

Date	By	Changes
16-Jan-2017	Li Ping	Created.
16-Jan-2020	Lyra	Updated Screenshots.