

Report 1013: Settlement Accounts Listing – Accounting Centre (W5)

[This version is superseded. Click here to view the latest guide.](#)

PURPOSE

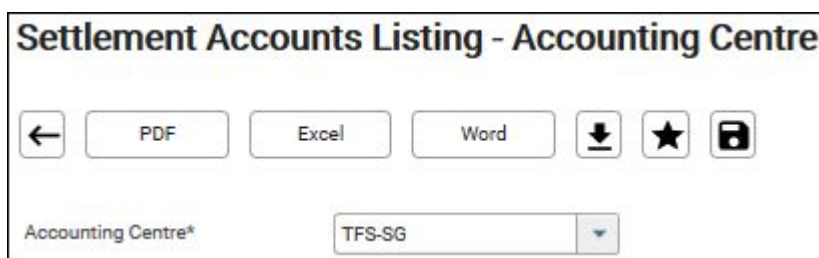
To provide the details used by CS Lucas for listing of Account Settlement for Accounting Centre.

WHY IS THIS IMPORTANT?

Allow users to verify the details set up in the system for the Account Settlement.

QUERY

1. Navigate to Reporting > Standards > Report 1013: Settlement Accounts Listing – Accounting Centre.



The screenshot displays the header of a report titled "Settlement Accounts Listing - Accounting Centre". Below the title, there is a row of interactive elements: a left-pointing arrow button, and three buttons labeled "PDF", "Excel", and "Word". To the right of these are three icons: a download arrow, a star, and a print icon. Below this row, on the left, is the label "Accounting Centre*" followed by a dropdown menu. The dropdown menu currently shows "TFS-SG" and has a small downward arrow on its right side.

2. Select the Accounting Centre that you want to view. Accounting Centre is a mandatory parameter.

3. Click on the required format.


4. The report shows the Settlement Accounts details.

Settlement Account Listing

Settlement Accounts Listing - Accounting Centre Acct Cntr:TFS-SG

1013
CS LUCAS

Beneficiary Bank						Correspondence Bank								
Short Name	Ccy	Bank Ccy	Account Name	Account No	Bank	EBAddress	Account Name	Account No	CEBAddress	Ccy Default	Product	Portfolio Name	Port Ccy Def	Prop
TFS-SG														
TFS-DBS-SGD-123	SGD	DBS-SG		1000123						N			N	Y
TFS-SG-CITI-SG-428	SGD	CITI-SG	Timber Financial Services	7667428	Citibank N.A. Singapore					N			N	Y
CITI-420	SGD	CITI-SG		1022010202						N			N	Y
NEW PORTFOLIO	SGD	CITI-SG		080000898						N			N	Y
TFS-SG-HSBC-SG-963	EUR	HSBC-SG	Timber Financial Services	9614963	HSBC Ltd Singapore					N			N	Y
TFS-SG-CITI-SG-671	EUR	CITI-SG	Timber Financial Services	5633671	Citibank N.A. Singapore					N			N	Y
TFS-SG-DBS-SG-	EUR	DBS-SG	Timber Financial Services	6522242	DBS Bank Ltd, Singapore					N			N	Y

For explanation of  button, please see link.

For explanation of   buttons, please see [link](#).

DATA SOURCE – SETTLEMENT ACCOUNT DETAILS

To view the following details,




A	B	C	D	E	F									
Short Name	Ccy	Bank Ccy	Account Name	Account No	Bank	EBAddress	Account Name	Account No	CEBAddress	Default	Product	Name	Def	Prop
TFS-SG														
TFS-DBS-SGD-123	SGD	DBS-SG		1000123						N			N	Y
TFS-SG-CITI-SG-428	SGD	CITI-SG	Timber Financial Services	7667428	Citibank N.A. Singapore					N			N	Y

Follow the steps as shown below:

1. Navigate to Set Up > Settlement Instructions.
2. Select Entity (TFS-SG).

Accounting Centre SSI

Entity* TFS-SG
Bank
Ccy
Product

Refresh New SSI Delete SSI Group Approve Signatory Counterparty SSI   

App?	SSI Name	Entity	Bank	Ccy	Account Name	Account No	Ccy D
	A		C	B	D	E	F
<input type="checkbox"/>	CITI-420	TFS-SG	CITI-SG	SGD		1022420	
<input type="checkbox"/>	CITI-SG-428	TFS-SG	CITI-SG	SGD	Timber Financial Services	7667428	
<input type="checkbox"/>	CITI-SG-558	TFS-SG	DBS-SG	GBP		17294558	
<input type="checkbox"/>	TF-CI-AUD	TFS-SG	CITI-SG	AUD	Timber Financial Services	2240566	Y

FREQUENTLY ASKED QUESTIONS

RELATED INFORMATION

[General Formatting For All Reports](#)

CHANGE HISTORY

Date	By	Changes
27-Apr-2016	Ruijun	Created
23-May-2016	Rj	Formatted
05-Aug-2016	Li Ping	Rewritten. Reformatted.
10-Dec-2019	Lyra	Updated Screenshots.