

Report 1006: Exchange Rates – Grid (W5)

[This version is superseded. Click here to view the latest guide.](#)

PURPOSE

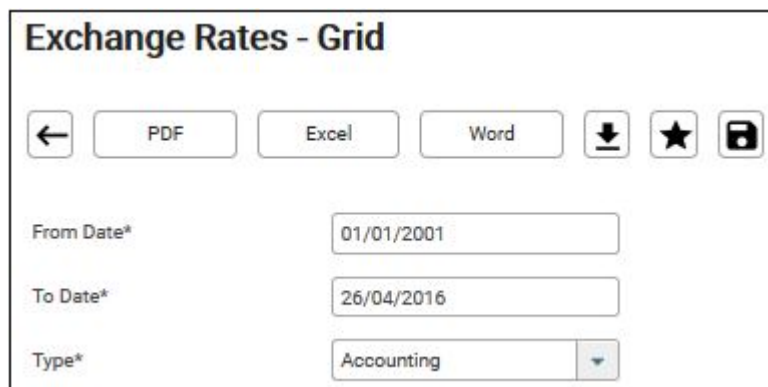
To provide list of all the exchange rates set up in the system by selected date range and rate type.

WHY IS THIS IMPORTANT?

Allow users to verify the different exchange rates set up in the system.

QUERY

1. Navigate to Reporting > Standards > Report 1006 Exchange Rates – Grid.



The screenshot shows the 'Exchange Rates - Grid' report interface. At the top, there is a title bar. Below it, there are several buttons: a back arrow, 'PDF', 'Excel', 'Word', a download icon, a star icon, and a save icon. Below these buttons, there are three input fields: 'From Date*' with the value '01/01/2001', 'To Date*' with the value '26/04/2016', and 'Type*' with a dropdown menu showing 'Accounting'.

2. Fill in the mandatory parameters – From Date, To Date and Type.

3. Click on the required format.

4. The report shows the Value date, Accounting Currency rates for different country.

Valuation Date

Currencies


Exchange Rates - Grid

Date: From 1-Jan-2001 to 26-Apr-2016 Exchange Type: Accounting

Value Date	AUD	CHF	EUR	GBP	IDR	USD
1-Jan-07	1.20990	1.28400	1.99610			
4-Jan-16	1.02890		1.54730	2.09600	9,763.00000	1.42330
5-Jan-16	1.02680		1.54170	2.09700	9,704.00000	1.42470
6-Jan-16	1.02020		1.53830	2.09860	9,688.00000	1.43140
7-Jan-16	1.01180		1.56380	2.10090	9,676.00000	1.43600
8-Jan-16	1.01200		1.56030	2.09880	9,688.00000	1.43370
11-Jan-16	1.00360		1.56870	2.08870	9,684.00000	1.43790
12-Jan-16	1.00640		1.56640	2.09190	9,626.00000	1.43890
13-Jan-16	1.00870		1.56340	2.07410	9,689.00000	1.43490
14-Jan-16	0.99900		1.56880	2.07270	9,681.00000	1.43880

Exchange rates based on the type selected. In this example, it is Valuation.

Exchange rates based on the type selected. In this example, it is Valuation.

For explanation of  button, please see link.

For explanation of   buttons, please see [link](#).



DATA SOURCE – EXCHANGE RATE DETAILS

To view the following details,

A	B	C	D	E	F	G
Value Date	AUD	CHF	EUR	GBP	IDR	USD
1-Jan-07	1.20990	1.28400	1.99610			
4-Jan-16	1.02890		1.54730	2.09500	9,763.00000	1.42330

Follow the steps as shown below:

1. Navigate to Prices > Exchange Rate.
2. Key in the date from 01/01/2001 to 26/04/2016 (same as the above input for report).
3. The Accounting Rate of all the Currencies will be shown.

Exchange Rate Maintenance							
Ex Rate Type* Default		Currency		From* 01/01/2001	To* 26/04/2016		
Refresh	Add	Save	Copy To	Rate Type	Admin		
VDate	A	Currency	B	Valuation*	Accounting	Alternate	Volatility(%)
1 Jan 2007		AUD	B	1.220500	1.209900		
1 Jan 2007		CHF	C	1.256000	1.284000		
1 Jan 2007		EUR	D	2.019500	1.996100		
4 Jan 2016		AUD		1.028900	1.028900	1.028900	
4 Jan 2016		EUR		1.547300	1.547300	1.547300	
4 Jan 2016		GBP	E	2.095000	2.095000	2.095000	
4 Jan 2016		IDR	F	9763.000000	9763.000000	9763.000000	
4 Jan 2016		USD	G	1.423300	1.423300	1.423300	

FREQUENTLY ASKED QUESTIONS

RELATED INFORMATION

[General Formatting For All Reports](#)

CHANGE HISTORY

Date	By	Changes
26-Apr-2016	Ruijun	Ruijun
05-Aug-2016	Li Ping	Rewritten. Reformatted.
10-Dec-2019	Lyra	Updated Screenshots.