

Money Market Rollover (W5)

[This version is superseded. Click here to view the latest guide.](#)

PURPOSE

This document describes how to roll over a money market transaction.

WHY IS THIS IMPORTANT?

This step allows a user to roll over an existing money market transaction without having to book a new trade, and the rolled transaction is linked to the original transaction.

PROCEDURE



1. From the Money Market launch screen, choose the Accounting Centre from the dropdown.
2. Click Refresh. The money market transactions display.

Money Market

dev01

Acct Cntr*

TFS-SG

Transaction

TDate From

dd/mm/yyyy

VDate From

dd/mm/yyyy

MDate From*

01/07/2017

Ccy

Ctpy ID

Portfolio

TDate To

dd/mm/yyyy

VDate To

dd/mm/yyyy

MDate To

dd/mm/yyyy

Narrative

Refresh

New

Delete

Rollover

Terminate

Confirm

	Flag	Trade ID	L/B	Acct Cntr	Ctpy ID	VDate	MDate	Ccy	Principal	Interest	Maturity Proceed	Rate	WHT Total
		MMK100001.00	Lend/Place	TFS-SG	DBS-SG	8 Jun 2017	8 Jul 2017	SGD	1,100,000.00	226.03	1,100,226.03	0.250000	0.00
		MMK100002.00	Lend/Place	TFS-SG	SCB-SG	7 Jun 2017	10 Jul 2017	USD	1,200,000.00	286.00	1,200,286.00	0.260000	0.00
		MMK100007.00	Borrow/Loan	TFS-SG	CITI-SG	30 Jun 2017	10 Jul 2017	SGD	15,000,000.00	2,753.42	15,002,753.42	0.670000	0.00
		MMK100008.00	Borrow/Loan	TFS-SG	CITI-SG	30 Jun 2017	10 Jul 2017	GBP	14,000,000.00	3,106.85	14,003,106.85	0.810000	0.00
		MMK100009.00	Borrow/Loan	TFS-SG	CITI-SG	30 Jun 2017	24 Jul 2017	USD	20,000,000.00	10,000.00	20,010,000.00	0.750000	0.00
		MMK100010.00	Lend/Place	TFS-SG	DBS-SG	8 Jul 2017	8 Aug 2017	SGD	1,100,000.00	252.25	1,100,252.25	0.270000	0.00
		MMK100011.00	Lend/Place	TFS-SG	SCB-SG	10 Jul 2017	10 Aug 2017	USD	1,200,000.00	289.33	1,200,289.33	0.280000	0.00
		MMK100012.00	Borrow/Loan	TFS-SG	CITI-SG	24 Jul 2017	21 Jul 2017	USD	1,300,000.00	289.21	1,300,289.21	0.290000	0.00
		MMK100014.00	Lend/Place	TFS-SG	SCB-SG	20 Jul 2020	20 Aug 2020	SGD	1,000,000.00	424.66	1,000,424.66	0.500000	0.00

1-6

<=<

1

>>=>

50

3. Select the trade or trades to roll over. Note that selecting multiple trades requires them to be in the same currency, and have the same maturity date and counterparty.
4. Once selected, click Rollover. In this example, only one trade will be chosen.
5. The Rollover Money Market screen will be displayed.

Rollover Money Market

dev01 ?

TradeID	L/B	Acct Cntr	CtpyID	VDate	MDate	Ccy	Principal	Interest	Rate %	WHT Amt	Net
MMK100014.00	Lend/Place	TFS-SG	SCB-SG	20 Jul 2020	20 Aug 2020	SGD	1,000,000.00	424.66	0.500000	0.00	1,000,424.66

←

Book

Request

Settle'm Bank

▼

Check Compliance

TDate*

20/08/2020

Add

New MDate*

dd/mm/yyyy

Remove

Rate*

Rollover Type

Amount

Facility*

TFS-SG > SCB-SG

Our Dealer

dev01@12d12g.com

Ctpy Dealer

Ctpy Reference

Broker

Brokerage

Narrative

Skip Holidays

☐

Residual Settlement

1,000,424.66

Comparative Quotes

Counterparty

Add

Rate

Remove

Description

Quote Table

Principal	Rate	Interest	MDate	Facility	Primary	Secondary	Others
No records found.							

Counterparty	Rate %	Description
No records found.		

6. Fill in the mandatory fields marked by an asterisk (*).
7. Key in the TDate. This can be the present date or a past date, but not future date.
8. Type in the new MDate to rollover to. Note the VDate of the new rollover trade will start from the last maturity date of the original trade.
9. Key in the new roll rate in the Rate field.
10. Choose Rollover Type. Note that there are three types of rollover; see FAQ below for description.

11. If Principal + Interest or Principal is chosen as the rollover type, the amount field will be auto-populated. Select Custom to input a desired amount to rollover.

12. Enter narrative if needed.

13. Leave the Check skip holiday box unticked so that the system will check for holidays. If you wish the system to skip the holiday check, tick the checkbox for Skip Holidays. Access rights are required to skip holidays.

Rollover Money Market

dev01

TradeID	L/B	Acct Cntr	CtpyID	VDate	MDate	Ccy	Principal	Interest	Rate %	WHT Amt	Net
MMK100014.00	Lend/Place	TFS-SG	SCB-SG	20 Jul 2020	20 Aug 2020	SGD	1,000,000.00	424.66	0.500000	0.00	1,000,424.66

←

Book

Request

Settle'm Bank

▼

Check Compliance

TDate*

20/08/2020

Add

New MDate*

27/08/2020

Remove

Rate*

0.620000

Rollover Type

Principal + Interest

▼

Amount

1,000,424.66

Facility*

TFS-SG + SCB-SG

▼

Our Dealer

dev01@12d12g.com

▼

Ctpy Dealer

Ctpy Reference

Broker

▼

Brokerage

Narrative

Skip Holidays

☐

Principal	Rate	Interest	MDate	Facility	Primary	Secondary	Others
No records found.							

Residual Settlement

SGD

1,000,424.66

14. To maintain quotes from other counterparties for this rollover transaction, select the counterparty and enter the rate under the Comparative Quotes below.

Comparative Quotes

Counterparty

CITI-SG

▼

Rate

0.58

Description

Quote Table

▼

Add

Remove

Counterparty	Rate %	Description
No records found.		

15. Click Add. The counterparty quote will be added to the table on the right.

16. Alternatively, counterparty quotes can be retrieved from Prices > Interest Rate Maintenance. Select the available counterparty quotes from the Quote Table dropdown list and click Add. Click [here](#) to see how to maintain counterparties'

interest rates.

Note: Quote Table will be populated by [Ctpy Group]/[Time Bucket].

Limitations:

- The counterparty quotes import can be applied for 1-to-1 rollover only and not for 1-to-many or many-to-many rollover.
- Once you key in the rollover trade details, get the comparative quotes first before clicking Add to add the new rollover trade to the list on the right.

The screenshot shows the 'Comparative Quotes' interface. On the left, there are four input fields: 'Counterparty' (a dropdown menu), 'Rate' (a text input), 'Description' (a text input), and 'Quote Table' (a dropdown menu). A search icon is next to the 'Rate' field. Below the 'Counterparty' field, a dropdown menu is open, showing 'SG Banks/Tenor' as a selected option. To the right of the input fields are two buttons: 'Add' and 'Remove'. On the far right, there is a table with three columns: 'Counterparty', 'Rate %', and 'Description'. The table is currently empty, with the text 'No records found.' displayed below the header.

17. Quotes for selected counterparty group and tenor will be retrieved from Interest Rates Maintenance based on the transaction TDate, type and currency and displayed in the table on the right.

Note: The computation of trade tenor will be MDate - VDate. System will then check if there are any rates available in the Interest Rate Maintenance where trade tenor is same as the interest rate days. If this is not available, system will get the last available rate.

If the Quote Table has no record to add, system will prompt "There are no quotes available to add for the selected Quote Table."

The screenshot shows the 'Comparative Quotes' interface with the same input fields as before. The 'Add' button is highlighted. On the right, the table now contains three records. The first record is highlighted with a blue border.

	Counterparty	Rate %	Description
<input checked="" type="checkbox"/>	DBS-SG	0.420000	SG Banks/Tenor
<input type="checkbox"/>	OCBC-SG	0.460000	SG Banks/Tenor
<input type="checkbox"/>	UOB-SG	0.470000	SG Banks/Tenor

18. If both the Quote Table and the Counterparty are selected, system will prompt "Please select either Counterparty or Quote Table rate to add.". You can only add counterparty quotes manually or get from the Quote table one at a time.

19. After filling out the fields, click Add. The trade appears on the right side of the screen.

Rollover Money Market dev01 ?

TradeID	L/B	Acct Cntr	CtpyID	VDate	MDate	Ccy	Principal	Interest	Rate %	WHT Amt	Net
MMK100014.00	Lend/Place	TFS-SG	SCB-SG	20 Jul 2020	20 Aug 2020	SGD	1,000,000.00	424.66	0.500000	0.00	1,000,424.66

Settle'm Bank:

TDate*

New MDate*

Rate*

Rollover Type: Principal + Interest ▼

Amount

Facility* TFS-SG > SCB-SG ▼

Our Dealer dev01@12d2g.com ▼

Ctpy Dealer

Ctpy Reference

Broker ▼

Brokerage

Narrative

Skip Holidays ☐

	Principal	Rate	Interest	MDate	Facility	Primary	Secondary	Others
<input type="checkbox"/>	1,000,424.66	0.620000	118.95	27 Aug 2020	TFS-SG > SCB-SG	<input type="text"/>	<input type="text"/>	<input type="text"/>

Residual Settlement

SGD 0.00

Counterparty

Rate

Description

Quote Table ▼

Comparative Quotes

	Counterparty	Rate %	Description
<input type="checkbox"/>	DBS-SG	0.420000	SG Banks/Tenor
<input type="checkbox"/>	OCBC-SG	0.460000	SG Banks/Tenor
<input type="checkbox"/>	UOB-SG	0.470000	SG Banks/Tenor

20. If there are things to change in the rollover, tick on the checkbox of the item on the right and click Remove. Re-enter the rollover details to add again.

21. Once finished, click Book.

Note: The system will validate both the user's dealing limit and the counterparty limit before proceeding with the booking.

- If the **user's dealing limit** is breached, a prompt will be displayed, and the booking will not be allowed.
- If the **counterparty limit** is breached, a prompt will be displayed. However, the user may proceed with the booking if they have the appropriate additional access rights (11647 - Book Rollover Money Market Trade that exceed limits).




22. The new rolled trade is shown as MMK100015.00 and it's indicated with an Back Rollover flag, which means this trade is rolled from a trade. The original



trade is marked with Forward Rollover , which means the trade has been rolled to another trade.

Money Market dev01 ?

Acct Cntr* TFS-SG Transaction TDate From dd/mm/yyyy VDate From dd/mm/yyyy MDate From* 01/08/2020 Ccy

Ctpy ID Portfolio TDate To dd/mm/yyyy VDate To dd/mm/yyyy MDate To dd/mm/yyyy Narrative

Refresh New Delete Rollover Terminate Confirm   


	Flag	Trade ID	L/B	Acct Cntr	Ctpy ID	VDate	MDate	Ccy	Principal	Interest	Maturity Proceed	Rate	WHT Total
<input type="checkbox"/>		MMK100014.00	Lend/Place	TFS-SG	SCB-SG	20 Jul 2020	20 Aug 2020	SGD	1,000,000.00	424.66	1,000,424.66	0.500000	0.00
<input type="checkbox"/>		MMK100015.00	Lend/Place	TFS-SG	SCB-SG	20 Aug 2020	27 Aug 2020	SGD	1,000,424.66	118.95	1,000,543.61	0.620000	0.00

1 50

23. To view the details of the rollover, click on the rollover flag, Back Rollover. For example, you will be able to see the original trade, MMK100014.00 which is shown on the top of the screen, and the new rolled trade, MMK100015.00.

Rollover Money Market dev01 ?

TradeID	L/B	Acct Cntr	CtpyID	VDate	MDate	Ccy	Principal	Interest	Rate %	WHT Amt	Net
MMK100014.00	Lend/Place	TFS-SG	SCB-SG	20 Jul 2020	20 Aug 2020	SGD	1,000,000.00	424.66	0.500000	0.00	1,000,424.66

 Book Settle'm Bank Check Compliance

TradeID	L/B	MDate	Ccy	Principal	Interest	Rate %	WHT Amt	Net	Delete
MMK100015.00	Lend/Place	27 Aug 2020	SGD	1,000,424.66	118.95	0.620000	0.00	1,000,543.61	<input type="checkbox"/>

TDate* 07/12/2020 Add

New MDate* dd/mm/yyyy Remove

Rate*

Rollover Type

Amount

Facility* TFS-SG > SCB-SG

Our Dealer dev01@12df2g.com

Ctpy Dealer

Ctpy Reference

Broker

Brokerage

Narrative

Skip Holidays ☐

Comparative Quotes

Counterparty Add

Rate Remove

Description

Quote Table

Principal	Rate	Interest	MDate	Facility	Primary	Secondary	Others
No records found.							

Residual Settlement 0.00

Counterparty	Rate %	Description
No records found.		

24. To amend a rolled trade, you need to delete the rolled trade and re-book the new rollover. To delete, click on the rollover flag, Back Rollover or Forward Rollover, then tick on the Delete checkbox in the Rollover Money Market screen, and click Book.

Rollover Money Market
dev01

TradeID	L/B	Acct Cntr	CtpyID	VDate	MDate	Ccy	Principal	Interest	Rate %	WHT Amt	Net
MMK100014.00	Lend/Place	TFS-SG	SCB-SG	20 Jul 2020	20 Aug 2020	SGD	1,000,000.00	424.66	0.500000	0.00	1,000,424.66

←
Book
Settle/m Bank
Check Compliance

TradeID	L/B	MDate	Ccy	Principal	Interest	Rate %	WHT Amt	Net	Delete
MMK100015.00	Lend/Place	27 Aug 2020	SGD	1,000,424.66	118.95	0.620000	0.00	1,000,543.61	<input checked="" type="checkbox"/>

TDate* Add
 New MDate* Remove
 Rate*
 Rollover Type
 Amount
 Facility*
 Our Dealer
 Ctpy Dealer
 Ctpy Reference
 Broker
 Brokerage
 Narrative
 Skip Holidays ☐

Principal	Rate	Interest	MDate	Facility	Primary	Secondary	Others
No records found.							

Residual Settlement
 1,000,424.66

Counterparty
 Rate
 Description
 Quote Table

Add
Remove

Counterparty	Rate %	Description
No records found.		

Comparative Quotes

25. The rolled trade MMK100015.00 will be deleted from the system. Re-book the new rollover.

FREQUENTLY ASKED QUESTIONS

FAQ01. What are the different rollover types?

Principal – new amount is the total of all maturing principals. This means that all the interest will be settled and not rolled.

Principal + Interest – new amount will be total of all the maturing proceeds. There will be no settlement.

Custom – user determines the rollover amount and the settlement amount. More than one rolled into deal is allowed.

FAQ02. I cannot roll the trade again.

Trades rolled over cannot be rolled again. The previous roll needs to be deleted in this case first and the re-book the rollover.

FAQ03. How do you rollover a Money Market trade where the maturity leg has already been posted to the accounting system?

This problem is caused by posting the originating trade before booking the rollover. Since the maturity leg has been posted, we are not able to reverse it. Please follow the following steps to get the original trade to a ready state.

- 1) In the CS Lucas system, unpost the maturity leg of the original trade.
- 2) In the accounting system, delete or raise a reversal for the journal for the maturity leg that has been posted.
- 3) Rollover as required.
- 4) Recreate the journal for the maturity leg of the originating trade.

To avoid these manual process, please do not post journals before rollover on the trade has been booked.

RELATED INFORMATION

[Launching Money Market](#)

[Trade Request for Money Market Rollover](#)

CHANGE HISTORY

Date	By	Changes
15-Feb-2008	-	Created
28-Jul-2015	CS	Included section for FAQ
29-Feb-2015	Clarissa	Rewritten. Reformatted.
12-Jun-2016	Douglas	Proofread.
10-Dec-2018	TS	Added Related Information.
13-Nov-2019	Lyra	Updated Screenshots
08-May-2020	TS	Added FAQ03.
7-Dec-2020	TS	Updated instructions and screen shots for comparative quotes enhancement to be able to retrieve quotes maintained in Interest Rate Maintenance.