

Launching Money Market Module (W5)

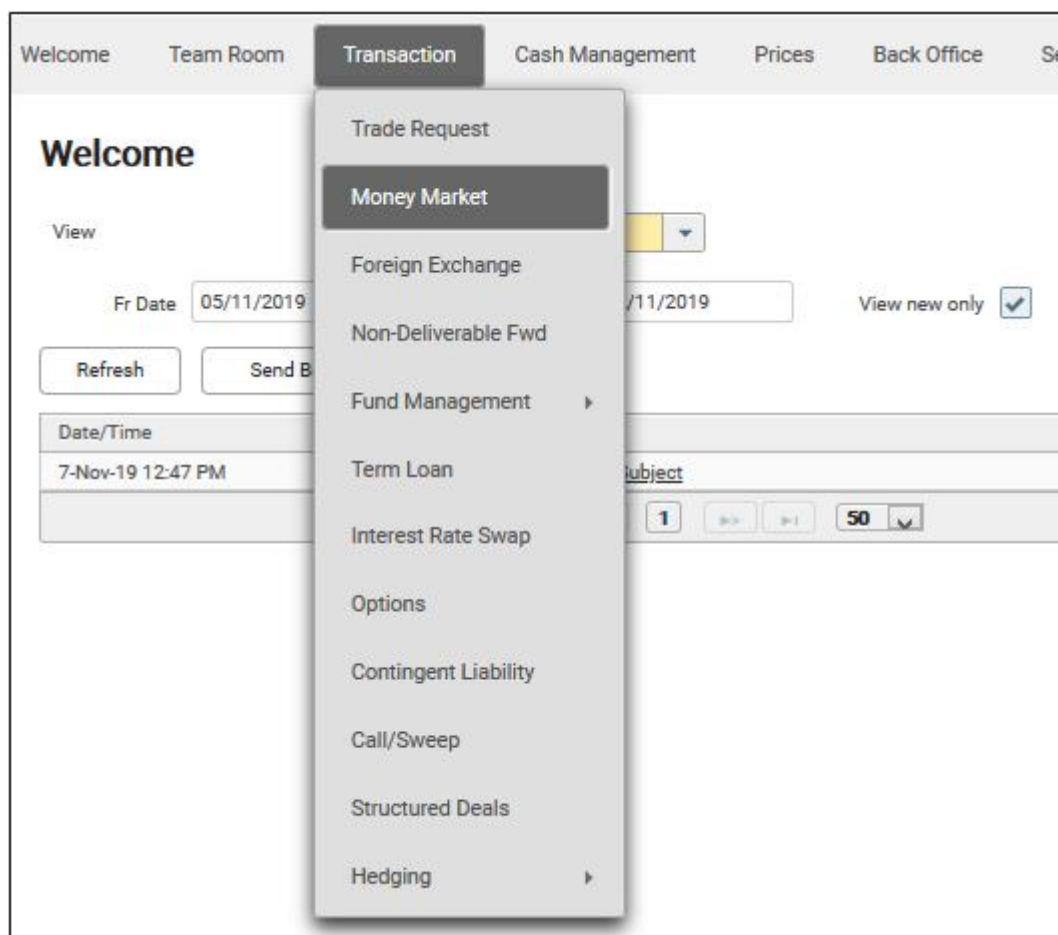
[This version is superseded. Click here to view the latest guide.](#)

PURPOSE

This document gives a step-by-step procedure on how to launch the Money Market module and filter for trade booked in the system.

PROCEDURE

1. From the main menu, select Transaction > Money Market.



2. Money Market page is shown below.

Money Market

Acct Cntr* TFS-SG Transaction TDate From dd/mm/yyyy VDate From dd/mm/yyyy MDate From* 01/07/2017 Coy Ctpy ID Portfolio TDate To dd/mm/yyyy VDate To dd/mm/yyyy MDate To dd/mm/yyyy Narrative

Refresh New Delete Rollover Terminate Confirm

Flag	Trade ID	L/B	Acct Cntr	Ctpy ID	VDate	MDate	Coy	Principal	Interest	Maturity Proceed	Rate	WHT Total
	MMK1000001.00	Lend/Place	TFS-SG	DBS-SG	8 Jun 2017	8 Jul 2017	SGD	1,100,000.00	226.03	1,100,226.03	0.250000	0.00

The Accounting Centre and the Maturity Date fields will have default values as follows:

- Accounting Centre will be populated with the default value based on preference set up under User and Rights.
- Maturity Date will be populated with the current date.

These values may be overridden if user's favourite values are set up (see below).

3. User may also set other filter criteria to queries if required, (e.g., Trade Dates, Value Dates.) These filter fields are not mandatory.

4. Click Refresh to populate the list of trades booked.

5. This query list allows users to save commonly used filter criteria as "favourites." To know how to save favourites, [click here](#).

6. If favourites are saved, you may click on Floppy disk Button once to apply them.




7. User may also filter for specific transactions based on column values by keying in the appropriate values in the field at the top of each column. For example, in Trade ID, put in 399 and it will appear as below:

Cash Management Prices Back Office Set Up Reporting Tools Extension Logout

dev01 ?

Transaction: TDate From: VDate From: MDate From: Coy: Trade ID: 399

Portfolio: TDate To: VDate To: MDate To: Narrative: Include Deleted: ☐

Rollover Terminate Confirm   

	Acct Cntr	Cpty ID	VDate	MDate	Coy	Principal	Interest	Maturity Proceed	Rate	WHT Total	Narrative
Place	TFS-SG	DBS-SG	8 Jun 2017	8 Jul 2017	SGD	1,100,000.00	226.03	1,100,226.03	0.250000	0.00	

8. The list may also be sorted ascending or descending by toggling on the Up and Down Button next to each column name.

9. To export what is displayed on the list, click on the Export button. It will then download the Excel version.

FREQUENTLY ASKED QUESTIONS

FAQ01. The system prompts that I cannot access the Money Market module.

Please check that you have sufficient access rights. The access right for this process is 11610.

FAQ02. How do I save favourites?

Please refer to this [link](#).

RELATED INFORMATION

[Money Market Creation](#)

[Importing Money Market](#)

[Amend Money Market](#)

[Money Market Rollover](#)

[Money Market Confirmation](#)

CHANGE HISTORY

Date	By	Changes
03-Sep-2009	-	Created
28-Jul-2015	CS	Included section for FAQ
03-Aug-2015	Clarissa	Reformatted, rewritten.
8-Jun-2016	Richard	Proofread.
12-Nov-2019	Lyra	Updated Screenshots