

# Import Investment Trades

[See previous W5 version guide](#)

## PURPOSE

This document shows the detailed procedures for importing investment trades.

## WHY IS THIS IMPORTANT?

This allows import of investment trades in a bulk when you have many. This helps in the migration of the existing trades into the system during initial system implementation.

## PROCEDURE

1. From the main menu, select Transaction > Fund Management > Investment.

Investment

Acct Cntr\*

TFI-SG

Portfolio\*

TACTICAL

Ticker

TDate Fr

dd/mm/yyyy

TDate To

dd/mm/yyyy

Broker

Refresh

Action

Custody/Settlement

Confirm

Search

Columns

	Flag	TradeID ↑↓	Acct Cntr ↑↓	Broker ↑↓	Portfolio ↑↓	Ticker ↑↓	TDate ↑↓	Buy/Sell ↑↓	Quantity ↑↓	Ccy ↑↓	Net Proceeds ↑↓	Tranx Cost ↑↓
No records found.												

0-0 of 0 records << < > >> 50

2. Click on Action and select New.

New Investment

Cancel

Book

Import

Settle'm Bank

Check Compliance

Acct Cntr\*

TFI-SG

Portfolio\*

3. Click Import. The Import Investment Trades screen displays.

ID	Acct Cntr*	Portfolio*	Ticker*	TDate*	VDate*	Buy/Sell*	Quantity*	Price*	Yield	Broker*	Purchase Interest	Brokerage	Cstamp	CFees	Others	GST	Gross Proceeds*	Net Proceeds*	Sub Type	ActualDealerID*
No records found.																				

4. Click Template to download CS Lucas template for importing Investment trades.

5. Save the file and open. An Excel sheet will be opened.

Import Investment Trades

Cancel

Load

Template

Read File☐

ID	Acct Cntr*	Portfolio*	Ticker*	TDate*	VDate*	Buy/Sell*	Quantity*	Price*	Yield	Broker*	Purchase Interest	Brokerage	Cstamp	Cfees	Others	GST	Gross Proceeds*	Net Proceeds*
1	TFI-SG	TACTICAL	Anglo Amer 4.125% 9/22	12 Mar 2018	14 Mar 2018	Buy	1,000,000.000000	106.910000		VICKERS	18,986.30						1,069,100.00	1,088,086.30
2	TFI-SG	TACTICAL	SIA:SP	12 Mar 2018	14 Mar 2018	Buy	2,000,000.000000	10.180000		VICKERS							20,360,000.00	20,360,000.00

10. If there is an error, the user will be prompted with the rows to be corrected. To make corrections, go to the Excel file to make the necessary corrections and click Read File again.

11. If there is no error, click Load.

12. When a popup appears, click Yes.

## Confirmation



Confirm loading investment transactions to the system?

✓ Yes

✗ No

13. A message confirming successful loading will be displayed. Trade ID will be assigned to the successfully loaded trades.

Import Investment Trades

Cancel

Template

Read File☐

The TradeIDs has been assigned to trade that has been successfully loaded.

ID	TradeID	Acct Cntr*	Portfolio*	Ticker*	TDate*	VDate*	Buy/Sell*	Quantity*	Price*	Yield	Broker*	Purchase Interest	Brokerage	Cstamp	Cfees	Others	GST	Gross Proceeds*
1	IVM100055.00	TFI-SG	TACTICAL	Anglo Amer 4.125% 9/22	12 Mar 2018	14 Mar 2018	Buy	1,000,000.000000	106.910000		VICKERS	18,986.30						1,069,100.00
2	IVM100056.00	TFI-SG	TACTICAL	SIA:SP	12 Mar 2018	14 Mar 2018	Buy	2,000,000.000000	10.180000		VICKERS							20,360,000.00

14. Click Cancel button to return to Investment listing screen. Filter for the accounting centre, portfolio and TDate From accordingly and click Refresh. You will see the trades loaded appear in the trade listing.

Investment

Acct Cntr\*TFI-SG

Portfolio\*TACTICAL

Ticker

TDate Fr12/03/2018

TDate To

Broker

Refresh









Action

Custody/Settlement

Confirm

Search

Columns

	Flag	TradeID ↑↓	Acct Cntr ↑↓	Broker ↑↓	Portfolio ↑↓	Ticker ↑↓	TDate ↑↓	Buy/Sell ↑↓	Quantity ↑↓	Ccy ↑↓	Net Proceeds ↑↓	Tranx Cost ↑↓
<input type="checkbox"/>	   	IVM100055.00	TFI-SG	VICKERS	TACTICAL	Anglo Amer 4.125% 9/22	12 Mar 2018	Buy	1,000,000.000000	GBP	1,088,086.30	0.00
<input type="checkbox"/>	   	IVM100056.00	TFI-SG	VICKERS	TACTICAL	SIA:SP	12 Mar 2018	Buy	2,000,000.000000	SGD	20,360,000.00	0.00

1-2 of 2 records<<<1>>>50

FREQUENTLY ASKED QUESTIONS

RELATED INFORMATION

[Create and Amend Investment](#)

CHANGE HISTORY

Date	By	Changes
15-Feb-2008	-	Created.
8-Sep-2017	Clarissa	Rewritten. Reformatted.
25-Nov-2019	Lyra	Updated screenshots.
15-May-2020	Lyra	Updated screenshots. Added Yield field for import.
27-Apr-2023	TS	Updated to W6 instructions and screenshots.