

How to Create User Definable Field

[See previous W5 version guide](#)

PURPOSE

This document contains the procedure for creating user definable fields.

WHY IS THIS IMPORTANT?

The selection list for user definable fields is not fixed by the system. It allows a user to create their own list for information tagging purpose.

PROCEDURE



1. Click Set Up > Global > User Definable.
2. The User Definable screen displays.










User Definable

✓ Action

> Replace

Q Search

Columns

Description ↑↓		Attributes Tags ↑↓
	Accounting Centre	Y
	Accounting Centre Classification	
	Accounting Centre SSI	Y
	AcctCntr/Ctpy Group	
	Available Size	
	Bond Issue Type	
	Bond Rating - Fitch	
	Bond Rating - Internal	
	Bond Rating - Moody	

3. Click on the Edit button of the desired user definable field you want to create. In this example, Float Basis is chosen and the drill down screen displays the user definable field with a list of its user definable items.

User Definable

Description

Float Basis

✕ Cancel

↺ Refresh

▼ Action

🔍 Search



Columns

Hide ↑↓

Description ↑↓



-



ANZ Call Rate



FLOAT



Interco Borrow Rate



Interco Lend Rate



Libor 3 mth




Libor 6 mth

4. To create a new user definable item, click on Action and select New. The New User Definable screen displays.

New User Definable

✕ Cancel

 Save

Type


Float Basis

New Item

5. Input the new user definable item. In this example, we will input SONIA for the new user definable float basis. Click Save.

New User Definable

✕ Cancel

 Save

Type

Float Basis

New Item

6. Once created, you will see the new entry appears in the selected user definable field. See the example in the New Term Loan screen below.

New Term Loan

[Cancel](#)[Book](#)[Import](#)

Settle'm Bank

[Check Compliance](#)

Transaction*

Borrow



Accounting Centre*

TFS-SG



TDate*

28/03/2023

Vdate*

28/03/2023

Mdate*

26/03/2038

First Coupon

dd/mm/yyyy

Ccy*

SGD



Principal*

10000000

Reset/Fix Rate*

Pine Borrow Rate

Pine Lend Rate

SIBID

SONIA

Sibor 3 mth

Sibor 6 mth

Cap Rate

Floor Rate

Float Basis*



Margin(%)*

0.000000

FREQUENTLY ASKED QUESTIONS

FAQ01. I cannot access the user definable screen.

Access rights are required to create new user definable. Please speak to your administrator to grant you rights 10400.

RELATED INFORMATION

[User Attributes Field](#)

CHANGE HISTORY

Date	By	Changes
15-Feb-2008	-	Created.
28-Jul-2015	CS	Included section for FAQ.
28-Jan-2016	Clarissa	Rewritten. Reformatted.
7-Jun-2016	Douglas	Proofread.
10-Aug-2016	TS	Included section for Related Information.
24-Aug-2018	Silpa	Updated step 1.
20-Nov-2019	Lyra	Updated screenshots.
28-Mar-2023	TS	Updated to W6 instructions and screenshots.