

Facility Syndication

[See previous W5 version guide](#)

PURPOSE

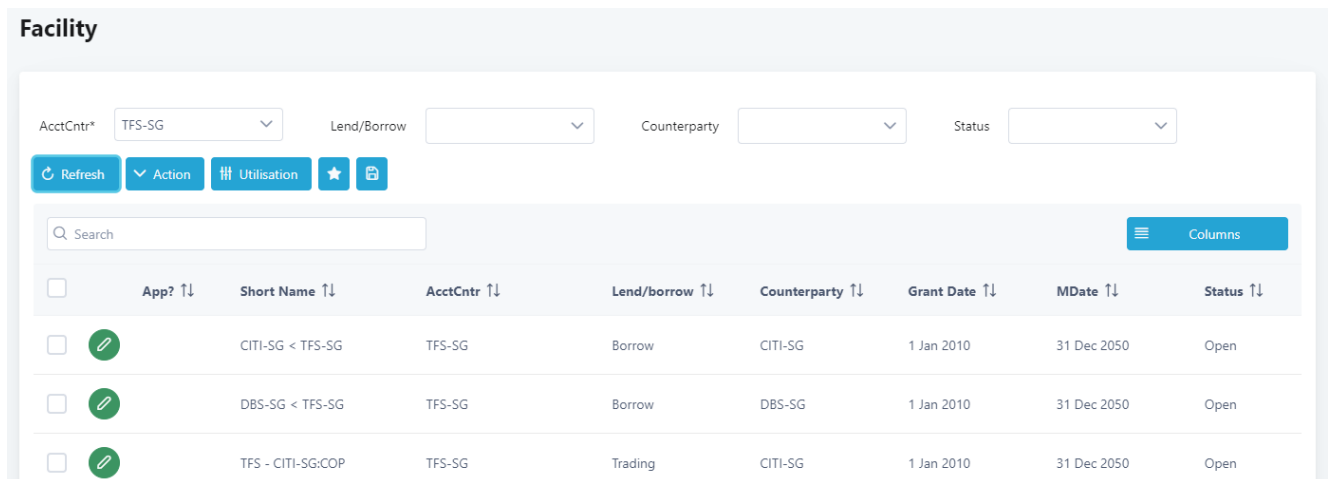
This document shows the detailed procedures on how to maintain facility syndication in CS Lucas system.

WHY IS THIS IMPORTANT?




This allows allocation of loan facility limit from different lenders to be maintained for the syndicated loan facility.

PROCEDURE

1. From the main menu, select Set Up > Risk > Facility.
2. Select Accounting Centre from the dropdown. Click Refresh. System will show the list of facility created for the selected accounting centre.



The screenshot shows the 'Facility' screen in the CS Lucas system. At the top, there are filters for 'AcctCntr*' (set to TFS-SG), 'Lend/Borrow', 'Counterparty', and 'Status'. Below these are buttons for 'Refresh', 'Action', 'Utilisation', and a star icon. A search bar is present. The main table lists facilities with columns: App?, Short Name, AcctCntr, Lend/borrow, Counterparty, Grant Date, MDate, and Status. Three facilities are listed, each with an edit icon (green circle with a pencil) in the App? column.

App?	Short Name	AcctCntr	Lend/borrow	Counterparty	Grant Date	MDate	Status
<input type="checkbox"/> 	CITI-SG < TFS-SG	TFS-SG	Borrow	CITI-SG	1 Jan 2010	31 Dec 2050	Open
<input type="checkbox"/> 	DBS-SG < TFS-SG	TFS-SG	Borrow	DBS-SG	1 Jan 2010	31 Dec 2050	Open
<input type="checkbox"/> 	TFS - CITI-SG:COP	TFS-SG	Trading	CITI-SG	1 Jan 2010	31 Dec 2050	Open

3. Click on the Edit button of the syndicated loan facility. In this example, CITI-SG < TFS-SG.
4. The Amend Facility screen will be displayed.

Amend Facility

[Cancel](#) [Save](#) [Limit](#) [Accessibility](#) [Covenants](#) [Fees](#) [Syndication](#) [Security](#) [History](#) [Preference](#) [File/Note](#)

Facility Type*	Working Capital
Short Name*	CITI-SG < TFS-SG
Acct Cntr*	TFS-SG
Borrow/Lend*	Borrow
Counterparty*	CITI-SG

5. Click Syndication.

Syndication

Banking Facility CITI-SG < TFS-SG

[Cancel](#) [Save](#)

With Effect* 1 Jan 2010

Limit SGD 200,000,000.00

Allow limit update ☐

Counterparty*

Commitment*

Allocated Amount*

Description

Role

- ☐ Collection Agent
- ☐ Documentation Agent
- ☐ Facility Agent
- ☐ Joint Lead Manager
- ☐ Lead Manager
- ☐ Security Agent



Counterparty	Role	Commitment	0.00	Description
No records found.				

6. In this screen, system will shows the latest limit amount and the limit with effect date.

Syndication

Banking Facility	CITI-SG < TFS-SG
<div><div>✕ Cancel</div><div>💾 Save</div></div>	
With Effect*	1 Jan 2010 ▼
Limit	SGD 200,000,000.00

7. Select the syndicated member from the Counterparty drop down field. In this example, we will maintain for CITI-SG, BOTM-SG and DBS-SG.
8. Enter the commitment amount and allocated amount for each counterparty. This is mandatory.
9. Enter description if any.
10. Select the role of the counterparty by ticking on the checkbox. This is user definable and can be set up under Set Up > Global > User Definable > Syndication Role.

Syndication

Banking Facility

CITI-SG < TFS-SG

 Cancel

 Save

With Effect*

1 Jan 2010

Limit

SGD 200,000,000.00

Allow limit update

☐

Counterparty*

CITI-SG

Commitment*

100000000

Allocated Amount*

100000000

Description

Role

☐

Collection Agent

☐

Documentation Agent

☐

Facility Agent

☐

Joint Lead Manager

☒

Lead Manager

☐

Security Agent



Counterparty

Role

Commitment

0.00

Description

No records found.

11. Then, click Add.

Syndication

Banking Facility

CITI-SG < TFS-SG

Cancel

Save

With Effect*

1 Jan 2010

Limit

SGD 200,000,000.00

Allow limit update

☐

Counterparty*

Commitment*

Allocated Amount*

Description

Role

☐ Collection Agent

☐ Documentation Agent

☐ Facility Agent

☐ Joint Lead Manager

☒ Lead Manager

☐ Security Agent

+

-

Counterparty	Role	Commitment	100,000,000.00	Description
<input type="checkbox"/> CITI-SG	Lead Manager	100,000,000.00	100,000,000.00	

12. It will be added to the table on the right.

13. Repeat step 7 to 11 to add for other syndicated member.

Syndication

Banking Facility

CITI-SG < TFS-SG

Cancel

Save

With Effect*

1 Jan 2010

Limit

SGD 200,000,000.00

Allow limit update

☐

Counterparty*

Commitment*

Allocated Amount*

Description

Role

☐ Collection Agent

☐ Documentation Agent

☐ Facility Agent

☐ Joint Lead Manager

☐ Lead Manager

☐ Security Agent

+

-

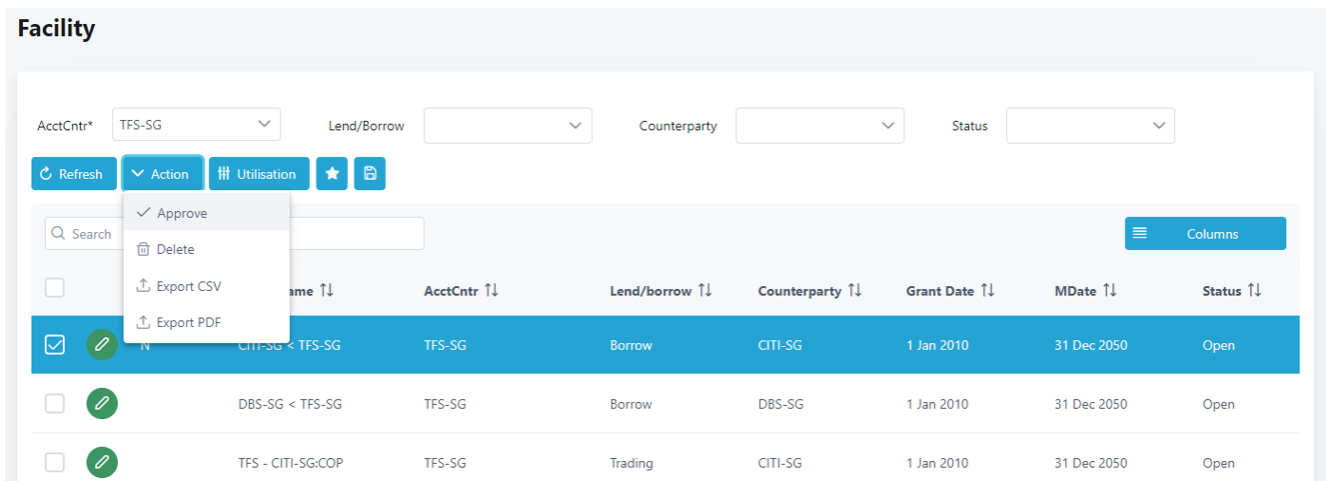
Counterparty	Role	Commitment	200,000,000.00	Description
<input type="checkbox"/> DBS-SG	Facility Agent	60,000,000.00	60,000,000.00	
<input type="checkbox"/> CITI-SG	Lead Manager	100,000,000.00	100,000,000.00	
<input type="checkbox"/> BOTM-SG	Security Agent	40,000,000.00	40,000,000.00	

14. For the lead counterparty/ bank, it will be highlighted in yellow. The total allocated amount between the different counterparties cannot exceed the limit amount.

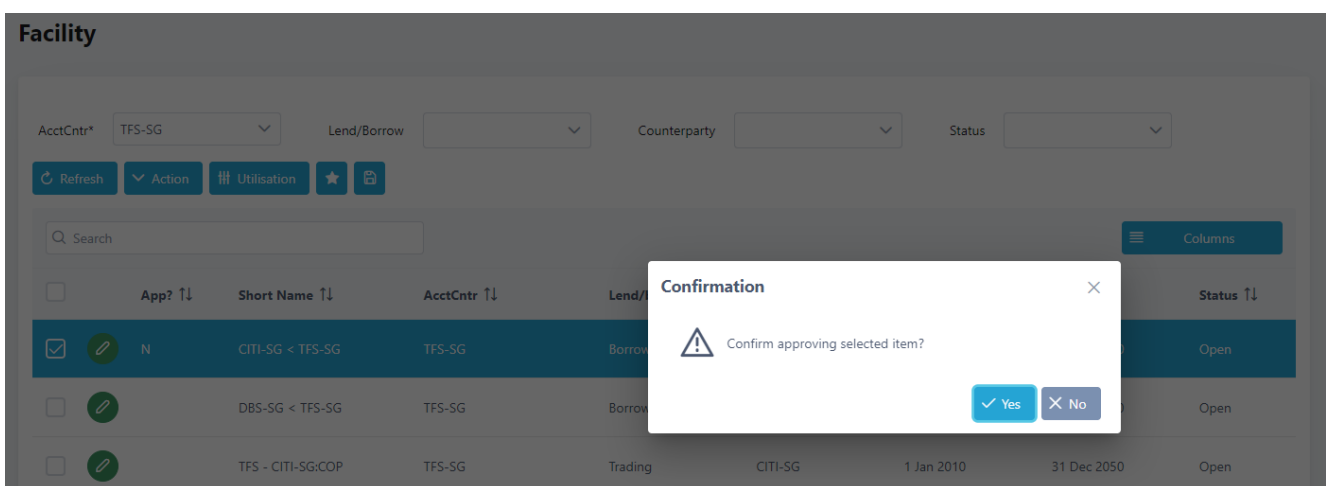
15. When completed, click Save.

16. You will be returned to Amend Facility screen. Click Cancel button to return to Facility screen.

17. From the Facility screen, tick on the checkbox beside the amended facility short name.



18. Click on Action and Approve. A popup appears to confirm, click Yes.



19. With the syndication information maintained, system can based on the allocation amount to split the limit, utilisation and available amount by syndicated member in report 1632 Facility – By Counterparty Classification.

Please note that the transaction should be booked with the lead bank/ counterparty only. A sample of the report looks as below.

Facility - By Counterparty Classification

Acct Cntr:TFS-SG Date: As At 31-Dec-2011 Val Currency: SGD Borrow/Lend: BorrowExchange Type: Accounting Units : Thousands Counterparty:EXTERNAL

Cpty Classification	CtpyID	AcctCntr	Facility	Limit Ccy	Limit		Utilization		Available	
					Amount	SGD	Amount	SGD	Amount	SGD
-	DBS-SG	TFS-SG	TFS<DBS-SG	SGD	100,000.00	100,000.00	0.00	0.00	100,000.00	100,000.00
	MIZUHO-SG	TFS-SG	TFS<ABN-SG	SGD	10,000.00	10,000.00	73.00	73.00	9,927.00	9,927.00
	MIZUHO-SG	TFS-SG	TFS<CITI-SG	SGD	15,000.00	15,000.00	2,451.00	2,451.00	12,549.00	12,549.00
			Total -			125,000.00		2,524.00		122,476.00
SG Banks	ABN-SG	TFS-SG	TFS<ABN-SG	SGD	20,000.00	20,000.00	145.00	145.00	19,855.00	19,855.00
	BOC-BJ	TFS-SG	TFS<BOTM-SG	SGD	0.00	0.00	0.00	0.00	0.00	0.00
	CITI-SG	TFS-SG	TFS<CITI-SG	SGD	60,000.00	60,000.00	9,806.00	9,806.00	50,194.00	50,194.00
	HSBC-SG	TFS-SG	TFS<ABN-SG	SGD	10,000.00	10,000.00	73.00	73.00	9,927.00	9,927.00
	HSBC-SG	TFS-SG	TFS<CITI-SG	SGD	25,000.00	25,000.00	4,086.00	4,086.00	20,914.00	20,914.00
			Total SG Banks			115,000.00		14,110.00		100,890.00
			Report Total			240,000.00		16,634.00		223,366.00

FREQUENTLY ASKED QUESTION**RELATED INFORMATION**[Create Facility and Limit](#)**CHANGE HISTORY**

Date	By	Changes
15-Feb-2008	-	Created.
15-Sep-2017	Clarissa	Reformatted. Rewritten.
24-Aug-2018	Silpa	Updated step 1, 10.
15-Nov-2019	Lyra	Updated screenshots.
8-Mar-2023	TS	Updated to W6 instructions and screenshots.