

# Dashboard Preview on Homepage (W5)

[This version is superseded. Click here to view the latest guide.](#)

## **PURPOSE**

This document describes the procedures on how to set up preview of favourite dashboards on CS Lucas homepage.

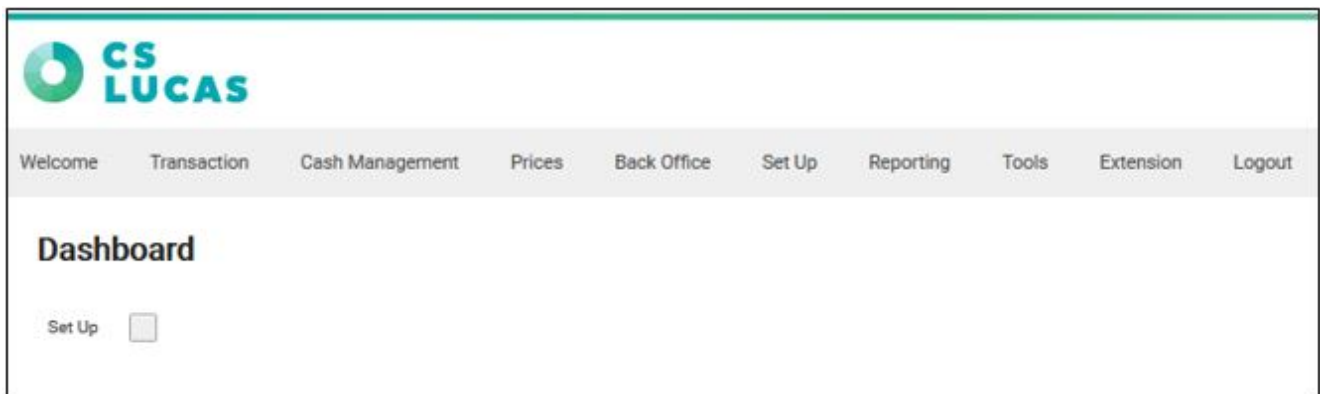
## **WHY IS THIS IMPORTANT?**

This allows to have quick view of favourite dashboards.

## **PROCEDURE**

Pre-requisite: Ensure Dashboard preferences are saved for each dashboard page in Reporting > Dashboard > Dashboard report page before setting up the Dashboard preview on CS Lucas homepage. See FAQ01 for more details.

1. To view favourite dashboards on CS Lucas homepage, tick on Set Up.



2. Select the available dashboards from the drop down list according to how you wish to position it on the homepage. You can view up to four dashboards at a time.

### Dashboard

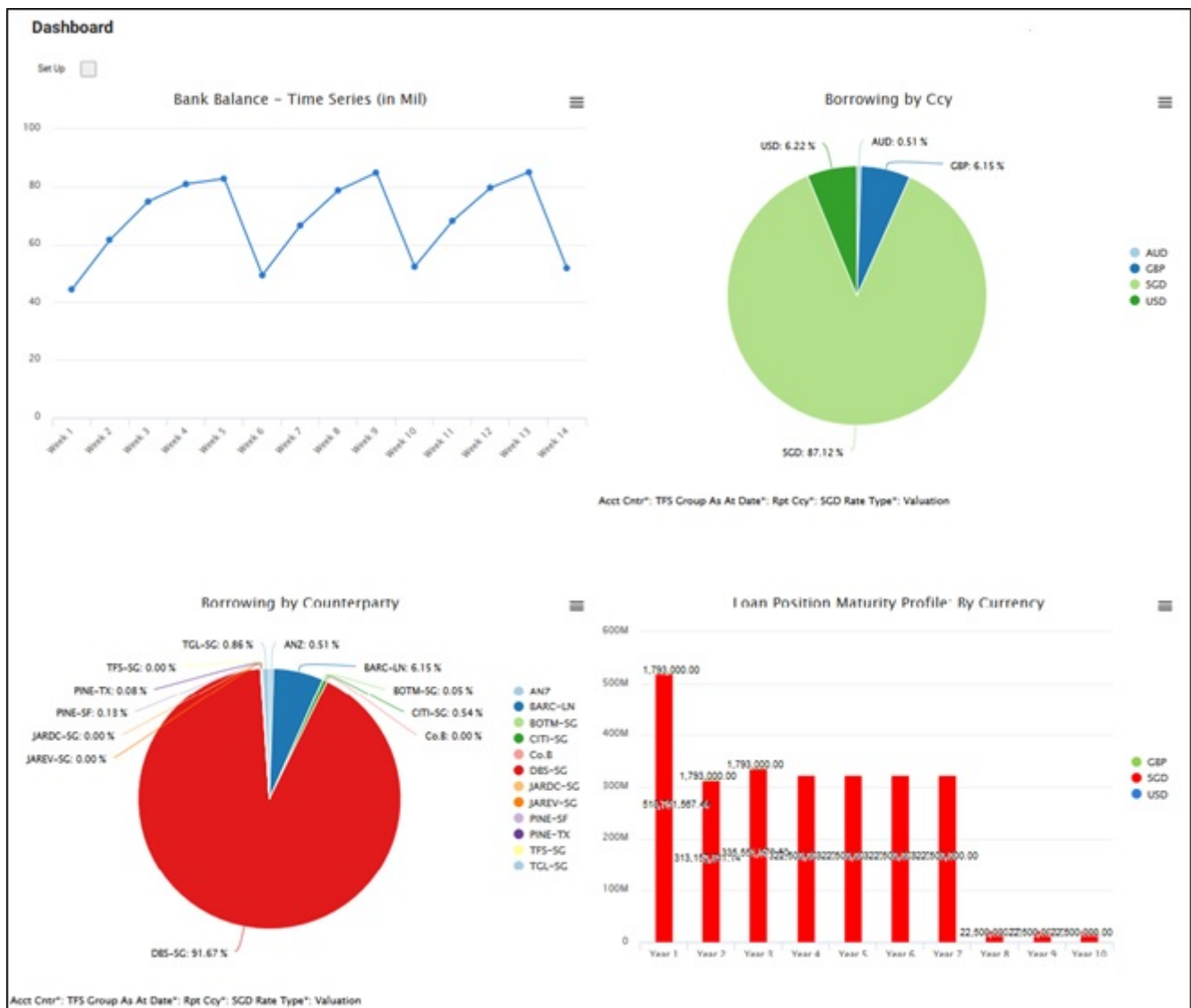
Set Up ☒

Save

Position	Dashboard Shortname
Upper Left	Bank Balance - Time Series
Upper Right	Borrowing by Ccy
Lower Left	Borrowing by Counterparty
Lower Right	Loan Position Maturity Pro

3. Click Save.

4. The dashboards saved will be displayed on the homepage.



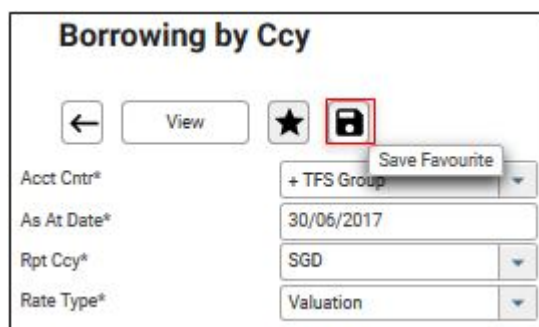
## FREQUENTLY ASKED QUESTIONS

## **FAQ01. I have set up the dashboards to display on homepage. However, it is not displayed. Why?**

For Dashboards to be displayed on the homepage, preferences for each dashboard need to be saved in Reporting > Dashboard > Dashboard report page.

For example to view 'Borrowing by Ccy' dashboard on homepage.

First, save report parameters as favourite in Borrowing by Ccy dashboard page.



Then, select the dashboard in Setup in the home page and click save.

## **RELATED INFORMATION**

[Reporting - Dashboard](#)

## **CHANGE HISTORY**

Date	By	Changes
22-May-2018	TS	Created.
23-May-2018	Anuja	Recreated. Reformatted.
10-Jul-2018	Silpa	Added Pre-requisite and FAQ01.
15-Jan-2020	Lyra	Updated Screenshots.