

Create and Amend Investment

[See previous W5 version guide](#)

PURPOSE

This document describes how to create and amend investment trades.

WHY IS THIS IMPORTANT?

This allows the capture of investments in securities such as equity stocks or bonds in CS Lucas system.

PROCEDURE



1. From the main menu, select Transaction > Fund Management > Investment. The New Investment screen is displayed.

New Investment

Cancel

Book

Import

Settle'm Bank

Check Compliance

Acct Cntr*

TFS-SG

Portfolio*

Ticker*

TDate*

27/04/2023

TDate Holding

Buy/Sell*

-

Quantity*

Ccy

Price*

Yield

Broker*

Charges/Expenses

Brokerage

CStamp

CFees

Others

GST

Gross Proceeds

Net Proceeds

VDate*

dd/mm/yyyy

Transaction Type

-

Our Dealer

admin@devent1.com

Ctpy Dealer

Narrative

Skip Holidays

Comparative Quotes

Counterparty

Rate%/Price

Available Size

-



Counterparty	Rate%/Price	Available Size
No records found.		

2. Fill in the mandatory fields characterized by an asterisk (*).
3. Accounting Centre should default to the user's accounting centre. If not, it will be left blank. Choose the proper Accounting Centre. In this example, TFI-SG will be chosen.
4. Select the Portfolio of the investment from the dropdown. Note that this is a field that requires set up. Please see [How to Set Up Portfolio](#).
5. Choose the Ticker. If unsure of the ticker name, type the first letter and click tab. All the securities starting with "a" will be displayed. In this example, Anglo Amer 4.125% 9/22 will be chosen. Click on Anglo Amer 4.125% 9/22. The system will fill in the Ticker. If you know the ticker, enter it "anglo amer 4.125% 9/22" case insensitive. The system will format the case based on the security set up. If you do not find the desired security, please see [How to Set Up Security](#).

New Investment

Cancel
Book
Import
Settle'm Bank[Check Compliance](#)

50 rows

Amundi MMF IC	Amundi Money Market Fund - Sho
AMZN:US	Amazon.com, Inc.
Anglo Amer 4.125% 9/22	Anglo Amer 4.125% 9/2022

Acct Cntr*

TFI-SG

Portfolio*

TACTICAL

Ticker*

a

TDate*

12/03/2018

TDate Holding

6. Enter the Transaction date.
7. Choose Buy or Sell. In this example, Buy will be selected.
8. Type in the Quantity.
9. Price is displayed with the last available price available on [Security Prices](#) on the selected TDate by default. Edit the price as necessary if required.

Note: For bond securities, the price is expressed in percent. Hence, if the price

keyed is 104, it is 104% of the quantity bought or sold.

10. Type in the Yield in percentage form. This is an optional field. Leave blank if not required.

11. Select the Broker.

New Investment

Cancel

Book

Import

Settle'm Bank

Check Compliance

Acct Cntr*	TFI-SG
Portfolio*	TACTICAL
Ticker*	Anglo Amer 4.125% 9/22
TDate*	12/03/2018
TDate Holding	15,000,000.000000
Buy/Sell*	Buy
Quantity*	1000000
Ccy	GBP
Price*	106.91 (11 Sep 2017)
Yield	
Broker*	VICKERS

12. Under Charges/Expenses, enter any charges/fees for Brokerage, CStamp, CFees, Others, and GST if any. These fields are optional.

13. Next, Click the recompute button next to Gross Proceeds. Gross and net

proceeds will be recomputed and displayed on the screen. VDate or Value Date will be populated based on the number of settlement days from TDate, which is defined in the security setup. Amend the VDate as necessary if required.

If you are buying or selling bond securities, the system also computes the Purchase Interest. See [Computation of Purchase Interest for Bonds](#) for more details. If you want to change the amount of the purchase interest, select the Fix Amount checkbox to lock the amount.

Investment - Buy Bond

New Investment

Cancel

Book

Import

Settle'm Bank

Check Compliance

Acct Cntr*

TFI-SG

Portfolio*

TACTICAL

Ticker*

Anglo Amer 4.125% 9/22

TDate*

12/03/2018

TDate Holding

15,000,000.000000

Buy/Sell*

Buy

Quantity*

1,000,000.000000

Ccy

GBP

Price*

106.910000

(11 Sep 2017)

Yield

Broker*

VICKERS

Charges/Expenses

Purchase Interest

18,986.30

☐ Fix amount

Brokerage

0.00

CStamp

0.00

CFees

0.00

Others

0.00

GST

0.00

Gross Proceeds

1,069,100.00

Net Proceeds

1,088,086.30

VDate*

14/03/2018

VDate has been recomputed. Please check.

Transaction Type

-

Our Dealer

admin@devent1.com

Ctpy Dealer

Narrative

Skip Holidays

☐

Comparative Quotes

Counterparty

+

Rate%/Price

-

Available Size

-

Counterparty	Rate%/Price	Available Size
No records found.		

Investment - Buy Equity

New Investment

Cancel

Book

Import

Settle'm Bank

Check Compliance

Acct Cntr*

TFI-SG

Portfolio*

TACTICAL

Ticker*

SIA:SP

TDate*

12/03/2018

TDate Holding

2,500,000.000000

Buy/Sell*

Buy

Quantity*

1,000,000.000000

Ccy

SGD

Price*

10.250000

(31 Oct 2017)

Yield

Broker*

VICKERS

Charges/Expenses

Brokerage

0.00

CStamp

0.00

CFees

0.00

Others

0.00

GST

0.00

Gross Proceeds

10,250,000.00

Net Proceeds

10,250,000.00

VDate*

14/03/2018

Transaction Type

-

Our Dealer

admin@devent1.com

Ctpy Dealer

Narrative

Skip Holidays

Comparative Quotes

Counterparty

+

Rate%/Price

-

Available Size

-

Counterparty	Rate%/Price	Available Size
No records found.		

14. At this point, the transaction can be booked. However, other fields can also be filled as needed.

15. To maintain comparative quotes information for the investment trade, select the Counterparty from the drop down box, key in the Rate%/Price in free text form and select Available Size from the drop down box.

Note: Available Size is user definable and can be set up under Set Up > Global > User Definable > Available Size. For more details on how to set up user definable field, click [here](#). You can also edit this field by entering the value on the field and save it to the trade. Note that this does not change the original list available in the drop down box.

Click Add. You will see the values added to the table on the right.

Comparative Quotes

Counterparty

+

Rate%/Price

-

Available Size

-

Counterparty	Rate%/Price	Available Size
<input type="checkbox"/> CAZE	106.920000	

16. When completed, click Book. A popup appears, click Yes to confirm booking.

Confirmation



Are you sure you want to book the transaction?

✓ Yes

✗ No

17. To see the transaction, filter the Acct Cntr and the Portfolio on the main screen, then click Refresh. You can also zoom in the search by filtering the Ticker, TDate Fr, and TDate To fields.

Investment - Buy Bond

Investment

Acct Cntr*TFI-SGPortfolio*TACTICAL

TickerAnglo Amer 4.125% 9/22

TDate Frdd/mm/yyyy

TDate Todd/mm/yyyy

Broker

Refresh

Action

Custody/Settlement

Confirm

Search

Columns

<input type="checkbox"/>	Flag	TradeID ↑↓	Acct Cntr ↑↓	Broker ↑↓	Portfolio ↑↓	Ticker ↑↓	TDate ↑↓	Buy/Sell ↑↓	Quantity ↑↓	Ccy ↑↓	Net Proceeds ↑↓	Tranx Cost ↑↓
<input type="checkbox"/>	<div><div></div><div></div><div></div><div></div><div></div></div>	IVM100013.00	TFI-SG	CAZE	TACTICAL	Anglo Amer 4.125% 9/22	15 Feb 2017	Buy	13,000,000.000000	GBP	14,233,712.47	3,120.00
<input type="checkbox"/>	<div><div></div><div></div><div></div><div></div><div></div></div>	IVM100042.00	TFI-SG	CAZE	TACTICAL	Anglo Amer 4.125% 9/22	30 Jun 2017	Buy	2,000,000.000000	GBP	2,129,376.71	0.00
<input type="checkbox"/>	<div><div></div><div></div><div></div><div></div><div></div></div>	IVM100053.00	TFI-SG	VICKERS	TACTICAL	Anglo Amer 4.125% 9/22	12 Mar 2018	Buy	1,000,000.000000	GBP	1,088,086.30	0.00

1-3 of 3 records

<<

<

1

>

>>

50

Investment – Buy Equity

Investment

Acct Cntr*TFI-SGPortfolio*TACTICALTickerSIA:SPTDate Frdd/mm/yyyyTDate Todd/mm/yyyyBroker

Refresh





























Action

Custody/Settlement

Confirm

Q Search

Columns

<input type="checkbox"/>	Flag	TradeID ↑↓	Acct Cntr ↑↓	Broker ↑↓	Portfolio ↑↓	Ticker ↑↓	TDate ↑↓	Buy/Sell ↑↓	Quantity ↑↓	Ccy ↑↓	Net Proceeds ↑↓	Tranx Cost ↑↓
<input type="checkbox"/>	   	IVM100006.00	TFI-SG	VICKERS	TACTICAL	SIA:SP	17 Jan 2017	Buy	1,000,000.000000	SGD	9,891,079.73	1,079.73
<input type="checkbox"/>	   	IVM100011.00	TFI-SG	VICKERS	TACTICAL	SIA:SP	7 Feb 2017	Sell	300,000.000000	SGD	2,945,663.28	336.72
<input type="checkbox"/>	   	IVM100017.00	TFI-SG	VICKERS	TACTICAL	SIA:SP	7 Mar 2017	Buy	600,000.000000	SGD	5,940,657.08	657.08
<input type="checkbox"/>	   	IVM100022.00	TFI-SG	VICKERS	TACTICAL	SIA:SP	11 Apr 2017	Sell	400,000.000000	SGD	4,083,541.51	458.49
<input type="checkbox"/>	   	IVM100027.00	TFI-SG	VICKERS	TACTICAL	SIA:SP	16 May 2017	Buy	700,000.000000	SGD	7,490,822.93	822.93
<input type="checkbox"/>	   	IVM100035.00	TFI-SG	VICKERS	TACTICAL	SIA:SP	13 Jun 2017	Buy	900,000.000000	SGD	9,009,985.46	985.46
<input type="checkbox"/>	   	IVM100054.00	TFI-SG	VICKERS	TACTICAL	SIA:SP	12 Mar 2018	Buy	1,000,000.000000	SGD	10,180,000.00	0.00

1-7 of 7 records<<<1>>>50

18. To amend the transaction, click on the TradeID. In this example, we will amend the bond trade. The Amend Investment screen will be displayed.

Amend Investments

Cancel

Update

File/Note

Settle'm Bank

Check Compliance

Trade ID

IVM100053.00

Acct Cntr*

TFI-SG

Portfolio*

TACTICAL

Ticker*

Anglo Amer 4.125% 9/22

TDate*

12/03/2018

TDate Holding

15,000,000.000000

Buy/Sell*

Buy

Quantity*

1,000,000.000000

Ccy

GBP

Price*

106.910000

Yield

0.000000

Broker*

VICKERS

Charges/Expenses

Purchase Interest

18,986.30

☐ Fix amount

Brokerage

0.00

CStamp

0.00

CFees

0.00

Others

0.00

GST

0.00

Gross Proceeds

1,069,100.00

Net Proceeds

1,088,086.30

VDate*

14/03/2018

Transaction Type

-

Our Dealer

admin@devent1.com

Ctpy Dealer

Narrative

Skip Holidays

☐

Comparative Quotes

Counterparty

+

Rate%/Price

-

Available Size

-

Counterparty	Rate%/Price	Available Size
No records found.		

Trade Change History

TradeID:IVM100053.00 By:admin@devent1.com At:27 Apr 2023 05:59:43

19. Make the necessary changes. In this example, we will change the quantity from 1,000,000 to 2,000,000. Click Recompute button next to Gross Proceeds to recompute the gross and net proceeds, then click Update.

Amend Investments

Cancel

Update

File/Note

Settle'm Bank

Check Compliance

Trade ID

IVM100053.00

Acct Cntr*

TFI-SG

Portfolio*

TACTICAL

Ticker*

Anglo Amer 4.125% 9/22

TDate*

12/03/2018

TDate Holding

15,000,000.000000

Buy/Sell*

Buy

Quantity*

2,000,000.000000

Ccy

GBP

Price*

106.910000

Yield

0.000000

Broker*

VICKERS

Charges/Expenses

Purchase Interest

37,972.60

☐ Fix amount

Brokerage

0.00

CStamp

0.00

CFees

0.00

Others

0.00

GST

0.00

Gross Proceeds

2,138,200.00

Net Proceeds

2,176,172.60

VDate*

14/03/2018

Transaction Type

-

Our Dealer

admin@devent1.com

Ctpy Dealer

Narrative

Skip Holidays

☐

Comparative Quotes

Counterparty

+

Rate%/Price

-

Available Size

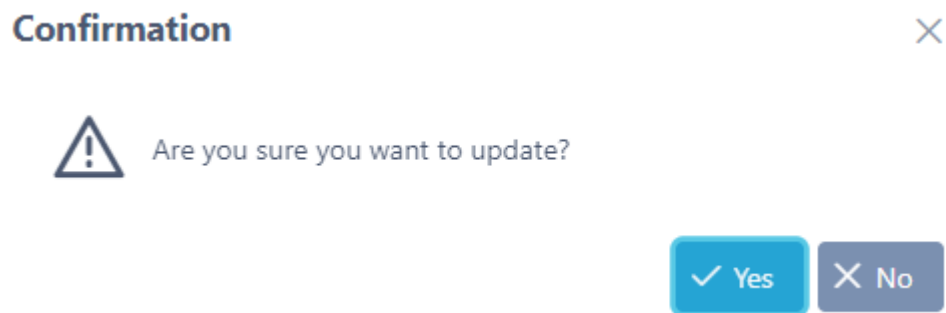
-

Counterparty	Rate%/Price	Available Size
No records found.		

Trade Change History

TradeID:IVM100053.00 By:admin@devent1.com At:27 Apr 2023 05.59.43

20. A popup appears, click Yes to confirm updating.



21. Trade is amended and Trade ID is now from .00 to .01.

Investment

Acct Cntr* TFI-SG Portfolio* TACTICAL Ticker Anglo Amer 4.125% 9/22 TDate Fr dd/mm/yyyy TDate To dd/mm/yyyy Broker

Refresh Action Custody/Settlement Confirm Star

Search Columns

	Flag	TradeID ↓	Acct Cntr ↓	Broker ↓	Portfolio ↓	Ticker ↓	TDate ↓	Buy/Sell ↓	Quantity ↓	Ccy ↓	Net Proceeds ↓	Tranx Cost ↓
<input type="checkbox"/>		IVM100013.00	TFI-SG	CAZE	TACTICAL	Anglo Amer 4.125% 9/22	15 Feb 2017	Buy	13,000,000.000000	GBP	14,233,712.47	3,120.00
<input type="checkbox"/>		IVM100042.00	TFI-SG	CAZE	TACTICAL	Anglo Amer 4.125% 9/22	30 Jun 2017	Buy	2,000,000.000000	GBP	2,129,376.71	0.00
<input type="checkbox"/>		IVM100053.01	TFI-SG	VICKERS	TACTICAL	Anglo Amer 4.125% 9/22	12 Mar 2018	Buy	2,000,000.000000	GBP	2,176,172.60	0.00

1-3 of 3 records << < 1 > >> 50

22. The custodian and settlement information can also be maintained from the launch screen of Investment. First, choose the transaction by clicking on the checkbox next to the TradeID.

23. Then, click Custody/Settlement. The screen below will be displayed.

Custodian

✕ Cancel

 Update

TradeID

IVM100053.01

Acct Cntr

TFI-SG

▼

Portfolio

TACTICAL

▼

Ticker

Anglo Amer 4.125% 9/22

TDate

12/03/2018

VDate

14/03/2018

Buy/Sell

Buy

▼

Quantity

2,000,000.000000

Gross Proceeds

2,138,200.00

Net Proceeds

2,176,172.60

Custody

Custodian	Quantity	Remarks	<div>+</div>
<div>System Counterparty</div> ▼	<div>2,000,000</div>	<div></div>	<div>−</div>

Settlement

Edit

☐

Ccy	Amount
<div>GBP</div> ▼	<div>2,176,172.60</div>

24. Select the custodian from the dropdown field. If you do not find the desired custodian, please see [How to Set Up Entity - Counterparty](#). If you need to add more custodians, click Add Button, and another row appears. Quantity may be split between custodians. In this example, only one custodian will be added.

Custodian	Quantity	Remarks	+
SSB	2,000,000		-

25. Settlement can also be changed on this screen; for example, if the settlement is done in SGD instead of GBP. To edit settlement, click on the Edit check box. The grey area will now be editable.

Settlement	Edit	✓
Ccy	Amount	+
GBP	2,176,172.60	-

26. Change the currency by selecting from the Ccy dropdown field. Then, change the amount as appropriate.

Settlement	Edit	✓
Ccy	Amount	+
SGD	3621722.68	-

27. Once done, click Update.

28. The settlement cash flow in the Back Office > Cash Settlement will reflect the

change for settlement in the currency and amount set.

FREQUENTLY ASKED QUESTIONS

FAQ01. How do I key in the price for bond securities?

The price for bond securities is expressed in percent. For example, if the price is 99.8%, key in as 99.8.

FAQ02. How does the system compute purchase interest?

For more detail on the calculation of the purchase interest, [click here](#).

RELATED INFORMATION

[Computation of Purchase Interest for Bonds](#)

[Fund Management - Dividend](#)

[Fund Management - Coupon Redeem](#)

[Fund Management - Corporate Action](#)

[Compliance](#)

[Set Up Security](#)

[How to Set Up MMF with ICD Integration](#)

[Money Market Fund](#)

[Computation of Interest Accruals for Bonds](#)

[Computation of Bond Premium/ Discount](#)

CHANGE HISTORY

Date	By	Changes
15-Feb-2008	-	Created.
28-Jul-2015	CS	Included section for FAQ.
18-Mar-2016	Clarissa	Rewritten. Reformatted.
12-Jun-2016	Douglas	Proofread.
2-Sep-2016	TS	Updated.
13-Apr-2017	Clarissa	Added Related Information.
4-May-2017	TS	Added Money Market Fund in Related Information.
11-May-2017	TS	Added Computation for Interest Accruals for Bonds in Related Information.
25-Nov-2019	Lyra	Updated screenshots.
15-May-2020	Lyra	Updated instructions and screenshots. Added Yield and Available Size in Investment New/Amend screen.
27-Apr-2023	TS	Updated to W6 instructions and screenshots.