

# Create and Amend Investment (W5)

[This version is superseded. Click here to view the latest guide.](#)

## **PURPOSE**

This document describes how to create and amend investment trades.

## **WHY IS THIS IMPORTANT?**

This allows the capture of investments in securities such as equity stocks or bonds in CS Lucas system.

## **PROCEDURE**



1. From the main screen, select Transaction > Fund Management > Investment. The New Investment screen is displayed.

## New Investment

←

Book

Import

▼

Check Compliance

Acct Cntr\*

TFS-SG

▼

Portfolio\*

▼

Ticker\*

TDate\*

15/05/2020

TDate Holding

Buy/Sell\*

-

▼

Quantity\*

Ccy

Price\*

Yield

Broker\*

▼

Charges/Expenses

Brokerage

CStamp

CFees

Others

GST

Gross Proceeds

Ⓢ

Net Proceeds

VDate\*

dd/mm/yyyy

Transaction Type

-

▼

Our Dealer

cslucasadmin

▼

Ctpy Dealer

Narrative

Skip Holidays

☐

Comparative Quotes

Counterparty

▼

Rate%/Price

Available Size

▼

Add

Remove

Counterparty	Rate%/Price	Available Size
No records found.		

2. Fill in the mandatory fields characterized by an asterisk (\*).

3. Accounting Centre should default to the user's accounting centre. If not, it will

be left blank. Choose the proper Accounting Centre. In this example, FLINVM-SG will be chosen.

4. Select the Portfolio of the investment from the dropdown. Note that this is a field that requires set up. Please see [How to Set Up Portfolio](#).

5. Choose the Ticker. If unsure of the ticker name, type the first letter and click tab. All the securities starting with “s” will be displayed. In this example, SIA:SP will be chosen. Click on SIA:SP. The system will fill in the Ticker. If you know the ticker, enter it “sia:sp” case insensitive. The system will format the case based on the security set up. If you do not find the desired security, please see [How to Set Up Security](#).

The screenshot shows the 'New Investment' form with the following fields and values:

Field	Value
Acct Cntr*	FLINVM-SG
Portfolio*	Invest
Ticker*	s
TDate*	15/05/2020
TDate Holding	
Buy/Sell*	-
Quantity*	

Additional details from the screenshot:

- Buttons: Back, Book, Import, Check Compliance
- Table with 2 columns and 3 rows:

Securitized 1	Securitized 1
SGS 0.5% 4/18	SGS 0.5% 4/2018
SIA:SP	Singapore Airlines

6. Enter the Transaction date.

7. Choose Buy or Sell. In this example, Buy will be selected.

8. Type in the Quantity.

9. Price is displayed with the last available price available on [Security Prices](#) on the selected TDate by default. Edit the price as necessary if required.

Note: For bond securities, the price is expressed in percent. Hence, if the price keyed is 104, it is 104% of the quantity bought or sold.

10. Type in the Yield in percentage form. This is an optional field. Leave blank if not required.

11. Select the Broker.

**New Investment**

←

Book

Import

▼

Check Compliance

Acct Cntr\*

FLINVM-SG

▼

Portfolio\*

Invest

▼

Ticker\*

SIA:SP

TDate\*

15/05/2020

TDate Holding

Buy/Sell\*

Buy

▼

Quantity\*

1000

Ccy

SGD

Price\*

10.18

(31 Oct 2017)

Yield

Broker\*

GS

▼

12. Under Charges/Expenses, enter any charges/fees for Brokerage, CStamp, CFees, Others, and GST if any. These fields are optional.




13. Next, Click the recomp button next to Gross Proceeds. Gross and net proceeds will be recomputed and displayed on the screen. VDate or Value Date will be populated based on the number of settlement days from TDate, which is defined in the security setup. Amend the VDate as necessary if required.

If you are buying or selling bond securities, the system also computes the Purchase Interest. See [Computation of Purchase Interest for Bonds](#) for more details. If you want to change the amount of the purchase interest, select the Fix Amount checkbox to lock the amount.

Investment - Buy Equity  
Bond

Investment - Buy

## New Investment

	<input type="button" value="Book"/>	<input type="button" value="Import"/>	<input type="text"/>	
Acct Cntr*	<input type="text" value="FLINVM-SG"/>			
Portfolio*	<input type="text" value="Invest"/>			
Ticker*	<input type="text" value="SIA:SP"/>			
TDate*	<input type="text" value="15/05/2020"/>			
TDate Holding	<input type="text"/>			
Buy/Sell*	<input type="text" value="Buy"/>			
Quantity*	<input type="text" value="1,000.000000"/>			
Ccy	<input type="text" value="SGD"/>			
Price*	<input type="text" value="10.180000"/> (31 Oct 2017)			
Yield	<input type="text"/>			
Broker*	<input type="text" value="GS"/>			
Charges/Expenses				
Brokerage	<input type="text" value="0.00"/>			
CStamp	<input type="text" value="0.00"/>			
CFees	<input type="text" value="0.00"/>			
Others	<input type="text" value="0.00"/>			
GST	<input type="text" value="0.00"/>			
Gross Proceeds	<input type="text" value="10,180.00"/> 			
Net Proceeds	<input type="text" value="10,180.00"/>			
VDate*	<input type="text" value="19/05/2020"/>			
Transaction Type	<input type="text" value="-"/>			
Our Dealer	<input type="text" value="cslucasadmin"/>			
Ctpy Dealer	<input type="text"/>			
Narrative	<input type="text"/>			
Skip Holidays	<input type="checkbox"/>			

## New Investment

	Book	Import	<input type="text"/>	
Acct Cntr*	FLINVM-SG			
Portfolio*	Invest			
Ticker*	SGS 0.5% 4/18			
TDate*	18/03/2016			
TDate Holding	<input type="text"/>			
Buy/Sell*	Buy			
Quantity*	<input type="text" value="1,000,000.000000"/>			
Ccy	SGD			
Price*	<input type="text" value="104.000000"/>			
Yield	<input type="text"/>			
Broker*	GS			
Charges/Expenses				
Purchase Interest	<input type="text" value="2,369.86"/>	<input type="checkbox"/>	Fix amount	
Brokerage	<input type="text" value="0.00"/>			
CStamp	<input type="text" value="0.00"/>			
CFees	<input type="text" value="0.00"/>			
Others	<input type="text" value="0.00"/>			
GST	<input type="text" value="0.00"/>			
Gross Proceeds	<input type="text" value="1,040,000.00"/>			
Net Proceeds	<input type="text" value="1,042,369.86"/>			
VDate*	<input type="text" value="22/03/2016"/>			
Transaction Type	<input type="text" value="-"/>			
Our Dealer	<input type="text" value="cslucasadmin"/>			
Ctpy Dealer	<input type="text"/>			
Narrative	<input type="text"/>			
Skip Holidays	<input type="checkbox"/>			

14. At this point, the transaction can be booked. However, other fields can also be filled as needed.


15. To maintain comparative quotes information for the investment trade, select the Counterparty from the drop down box, key in the Rate%/Price in free text form and select Available Size from the drop down box.


Note: Available Size is user definable and can be set up under Set Up > Global > User Definable > Available Size. For more details on how to set up user definable field, click [here](#). You can also edit this field by entering the value on the field and save it to the trade. Note that this does not change the original list available in the drop down box.

Click Add. You will see the values added to the table on the right.

Comparative Quotes											
Counterparty	<input type="text"/>	<input type="button" value="Add"/>	<table border="1"><thead><tr><th></th><th>Counterparty</th><th>Rate%/Price</th><th>Available Size</th></tr></thead><tbody><tr><td><input type="checkbox"/></td><td>CAZE</td><td>104.672000</td><td>100</td></tr></tbody></table>		Counterparty	Rate%/Price	Available Size	<input type="checkbox"/>	CAZE	104.672000	100
	Counterparty	Rate%/Price	Available Size								
<input type="checkbox"/>	CAZE	104.672000	100								
Rate%/Price	<input type="text"/>	<input type="button" value="Remove"/>									
Available Size	<input type="text"/>										


16. When completed, click Book. A popup appears, click OK to confirm booking.



 Are you sure you want to book the transaction?

17. To see the transaction, filter the Acct Cntr and the Portfolio on the main screen, then click Refresh. You can also zoom in the search by filtering the Ticker, TDate Fr, and TDate To fields.

## Investment - Buy Equity

Investment												cslucasadm	
Acct Cntr* <input type="text" value="FLINVM-SG"/>		Portfolio* <input type="text" value="Invest"/>		Ticker <input type="text" value=""/>		TDate Fr <input type="text" value="dd/mm/yyyy"/>		TDate To <input type="text" value="dd/mm/yyyy"/>		Broker <input type="text" value=""/>			
<input type="button" value="Refresh"/> <input type="button" value="New"/> <input type="button" value="Custody/Settlement"/> <input type="button" value="Delete"/> <input type="button" value="Confirm"/> <input type="button" value="Download"/> <input type="button" value="Star"/> <input type="button" value="Print"/>													
	Flag	TradeID	Acct Cntr	Broker	Portfolio	Ticker	TDate	Buy/Sell	Quantity	Ccy	Net Proceeds	Tranx Cost	
<input type="checkbox"/>		IVM100002.00	FLINVM-SG	GS	Invest	SIA:SP	15 May 2020	Buy	1,000.000000	SGD	10,180.00	0.00	
<div><span>1</span> <span>50</span></div>													

### Investment - Buy Bond

Investment

casucasadm

Acct Cntr\*

FLINVM-SG

Portfolio\*

Invest

Ticker

TDate Fr

dd/mm/yyyy

TDate To

dd/mm/yyyy

Broker

Refresh

New

Custody/Settlement

Delete

Confirm

	Flag	TradeID ↕	Acct Cntr ↕	Broker ↕	Portfolio ↕	Ticker ↕	TDate ↕	Buy/Sell ↕	Quantity ↕	Ccy ↕	Net Proceeds ↕	Tranx Cost ↕
<input type="checkbox"/>		<a href="#">IVM100003.00</a>	FLINVM-SG	GS	Invest	SGS 0.5% 4/18	18 Mar 2016	Buy	1,000,000.000000	SGD	1,042,369.86	0.00

1

50

18. To amend the transaction, click on the TradeID. In this example, IVM100002.00 will be chosen. The Amend Investment screen will be displayed.



## Amend Investments






[Check Compliance](#)

Trade ID	IVM100002.00
Acct Cntr*	FLINVM-SG
Portfolio*	Invest
Ticker*	SIA:SP
TDate*	15/05/2020
TDate Holding	0.000000
Buy/Sell*	Buy
Quantity*	1,000.000000
Ccy	SGD
Price*	10.180000
Yield	0.000000
Broker*	GS

### Charges/Expenses

Brokerage	0.00
CStamp	0.00
CFees	0.00
Others	0.00
CST	0.00
Gross Proceeds	10,180.00 
Net Proceeds	10,180.00
VDate*	19/05/2020
Transaction Type	-
Our Dealer	cslucasadmin
Ctpy Dealer	
Narrative	
Skip Holidays	<input type="checkbox"/>

19. Make the necessary changes. In this example, we will change the quantity from 1,000 to 10,000. Click Recomp button next to Gross Proceeds to recompute the gross and net proceeds, then click Update.

## Amend Investments



Update



Check Compliance

Trade ID	IVM100002.00
Acct Cntr*	FLINVM-SG
Portfolio*	Invest
Ticker*	SIA:SP
TDate*	15/05/2020
TDate Holding	0.000000
Buy/Sell*	Buy
Quantity*	1,0000.000000
Ccy	SGD
Price*	10.180000
Yield	0.000000
Broker*	GS

### Charges/Expenses

Brokerage	0.00
CStamp	0.00
CFees	0.00
Others	0.00
GST	0.00

Gross Proceeds 10,180.00

Net Proceeds 10,180.00

VDate\* 19/05/2020

Transaction Type -


Our Dealer cslucasadmin

Ctpy Dealer

Narrative

Skip Holidays ☐

20. A popup appears, click OK to confirm updating.



21. Trade is amended and Trade ID is now from .00 to .01.

Investment

csucasadm?

Acct Cntr\*

FLINVM-SG

Portfolio\*

Invest

Ticker

TDate Fr

dd/mm/yyyy

TDate To

dd/mm/yyyy

Broker

Refresh

New

Custody/Settlement

Delete

Confirm

Download

Star

Print

	Flag	TradeID	Acct Cntr	Broker	Portfolio	Ticker	TDate	Buy/Sell	Quantity	Ccy	Net Proceeds	Tranx Cost
<input type="checkbox"/>	<span>✓</span> <span>🔍</span> <span>🔍</span>	IVM100001.01	FLINVM-SG	GS	Invest	ASTRO	6 May 2008	Buy	110,400.000000	MYR	525,722.81	0.00
<input type="checkbox"/>	<span>✓</span> <span>🔍</span> <span>🔍</span>	IVM100002.01	FLINVM-SG	GS	Invest	SIA.SP	15 May 2020	Buy	10,000.000000	SGD	101,800.00	0.00
<input type="checkbox"/>	<span>✓</span> <span>🔍</span> <span>🔍</span>	IVM100003.00	FLINVM-SG	GS	Invest	SGS 0.5% 4/18	18 Mar 2016	Buy	1,000,000.000000	SGD	1,042,369.86	0.00

1

50

22. The custodian and settlement information can also be maintained from the launch screen of Investment. First, choose the transaction by clicking on the checkbox next to the TradeID.

23. Then, click Custody/Settlement. The screen below will be displayed.

## Custodian

TradeID	IVM100001.01
Acct Cntr	FLINVM-SG
Portfolio	Invest
Ticker	ASTRO
TDate	06/05/2008
VDate	09/05/2008
Buy/Sell	Buy
Quantity	110,400.000000
Gross Proceeds	525,722.81
Net Proceeds	525,722.81

Custody

Custodian	Quantity	Remarks	
System Counterparty	110,400		+
			-

Settlement ☐ Edit

Ccy	Amount
MYR	525,722.81

24. Select the custodian from the dropdown field. If you do not find the desired custodian, please see [How to Set Up Entity - Counterparty](#). If you need to add more custodians, click Add Button, and another row appears. Quantity may be split between custodians. In this example, only one custodian will be added.

Custody

Custodian	Quantity	Remarks	
SSB	110,400		+
			-

25. Settlement can also be changed on this screen; for example, if the settlement is done in SGD instead of MYR. To edit settlement, click on the Edit check box.

The grey area will now be editable.

Settlement		Edit <input checked="" type="checkbox"/>
Ccy	Amount	
MYR	525,722.81	

26. Change the currency by selecting from the Ccy dropdown field. Then, change the amount as appropriate.

Settlement		Edit <input checked="" type="checkbox"/>
Ccy	Amount	
SGD	174,542.76	

27. Once done, click Update.

28. The settlement cash flow in the Back Office > Cash Settlement will reflect the change.

Cash Settlement									
Acct Cntr*	Ccy	Ctpy ID	Our SSI	From*	To*				
FLINVM-SG				09/05/2008	09/05/2008				
Refresh Net Trade Group Cash Transfer Confirm Settle/Unsettle EBanking									
Vdate	TradeID	Acct Cntr	Ctpy	Ccy	Amount	Std	Assigned SSI	Net ID	Gp ID
9 May 2008	IVM100001.03	FLINVM-SG	GS	SGD	-174,542.76		(Temporary SGD)	:	
Buy 110,400.00 ASTRO for portfolio invest at MYR 4.762									

## **FREQUENTLY ASKED QUESTIONS**

### **FAQ01. How do I key in the price for bond securities?**

The price for bond securities is expressed in percent. For example, if the price is 99.8%, key in as 99.8.

### **FAQ02. How does the system compute purchase interest?**

For more detail on the calculation of the purchase interest, [click here](#).

## **RELATED INFORMATION**

[Computation of Purchase Interest for Bonds](#)

[Fund Management - Dividend](#)

[Fund Management - Coupon Redeem](#)

[Fund Management - Corporate Action](#)

[Compliance](#)

[Set Up Security](#)

[How to Set Up MMF with ICD Integration](#)

[Money Market Fund](#)

[Computation of Interest Accruals for Bonds](#)

[Computation of Bond Premium/ Discount](#)

## **CHANGE HISTORY**

Date	By	Changes
15-Feb-2008	-	Created.
28-Jul-2015	CS	Included section for FAQ.
18-Mar-2016	Clarissa	Rewritten. Reformatted.
12-Jun-2016	Douglas	Proofread.
2-Sep-2016	TS	Updated.
13-Apr-2017	Clarissa	Added Related Information.
4-May-2017	TS	Added Money Market Fund in Related Information.
11-May-2017	TS	Added Computation of Interest Accruals for Bonds in Related Information.
25-Nov-2019	Lyra	Updated Screenshots.
15-May-2020	Lyra	Updated instructions and screen shots. Added Yield and Available Size in Investment New/Amend screen.