

# Fund Management - Corporate Action - Rights Take Up

## PURPOSE

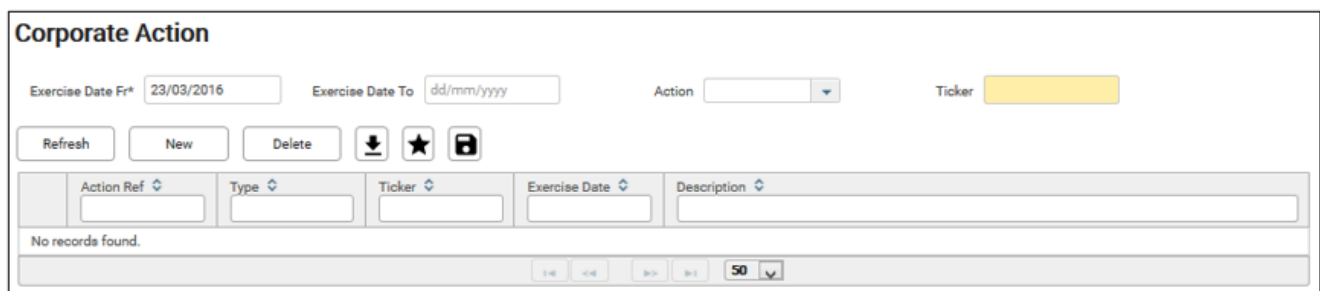
This document shows the process of booking corporate action - rights take up.

## WHY IS THIS IMPORTANT?

Allows you to book Corporate Actions for rights take up in CS Lucas system.

## PROCEDURE

1. From the main menu, select Transaction > Fund Management > Corporate Action. The screen below will be displayed.



The screenshot shows the 'Corporate Action' interface. At the top, there are input fields for 'Exercise Date Fr\*' (23/03/2016), 'Exercise Date To' (dd/mm/yyyy), 'Action' (a dropdown menu), and 'Ticker' (a yellow input field). Below these are buttons for 'Refresh', 'New', 'Delete', and three icons: a download arrow, a star, and a document. A table with five columns is visible: 'Action Ref', 'Type', 'Ticker', 'Exercise Date', and 'Description'. The table is currently empty, with the text 'No records found.' displayed below it. At the bottom, there are navigation buttons (first, previous, next, last) and a page number '50' with a dropdown arrow.

2. Click New.

### New Corporate Action

Rights Take Up ▼

Update

Exercise Date	<input type="text" value="dd/mm/yyyy"/>
Parent Ticker*	<input type="text"/>
Right Ticker*	<input type="text"/>
Ex Date*	<input type="text" value="dd/mm/yyyy"/>
Ratio*	<input type="text"/> for <input type="text"/>
Take up price*	<input type="text"/>
Description	<input type="text"/>

- Choose the Action. Select Rights Take Up from the drop-down field.
- Fill in the fields. Input the Exercise Date or the date when the action will happen.
- Input the Parent Ticker. If you are unsure of the ticker name, type the first letter and press the Tab key on your keyboard. All the tickers that start with that letter will be displayed. Click on the ticker to use. If you do not see the desired ticker, please create it in Set Up > Static > Securities. See instructions on setting up equity in [Set Up Security](#).

### New Corporate Action

Rights Take Up

50 rows

SI*	
<a href="#">SIA:SP</a>	Singapore Airlines
<a href="#">SIASP RT1239284</a>	SIASP RT1239284

Exercise Date

Parent Ticker\*

Right Ticker\*

Ex Date\*

Ratio\*
 for

Take up price\*

Description

6. Input the Rights Ticker. If you are unsure of the ticker name, type the first letter and press the Tab key on your keyboard. All the tickers that start with that letter will be displayed. Click on the ticker to use. If you do not see the desired ticker, please create it in Set Up > Static > Securities. See instructions on setting up equity in [Set Up Security](#).

7. Input the Ex Date.

8. Type the Ratio. In this example, it will be 5 for 1.

9. Input the take up price.

## New Corporate Action

Rights Take Up

Update

Exercise Date 30/06/2017

Parent Ticker\* SIA:SP

Right Ticker\* SIASP RT1239284

Ex Date\* 30/06/2017

Ratio\* 5 for 1

Take up price\* 8

Description

10. Click Update. The Corporate Action main screen will show the transaction.

## Corporate Action

Exercise Date Fr\* 30/06/2017
Exercise Date To dd/mm/yyyy
Action 
Ticker

Refresh New Delete

	Action Ref	Type	Ticker	Exercise Date	Description
<input type="checkbox"/>	<a href="#">CAC100001.00</a>	Rights Take Up	SIA:SP	30 Jun 2017	Rights Take up 5.0 for 1.0 exdate 30-Jun-2017. Rights exercise at 8.00 per share.

1< << 1 >> >> 50

11. To process the rights take up, click on the Action Ref

## Process Corporate Action

Process

Reference CAC100001.00

Parent Ticker SIA:SP

Right Ticker SIASP RT1239284

Exercise Date 30 Jun 2017

Description Rights Take up 5.0 for 1.0 exdate 30-Jun-2017. Rights exercise at 8.00 per share.

TDate 10/07/2017 VDate 10/07/2017

	Portfolio	Broker	Parent	Rights Takeup	Gross	Brokerage	Cstamp	CFees	Others	GST
<input type="checkbox"/> Book	TACTICAL		2,500,000.000000	12,500,000.000000						

12. To book, click on the checkbox next to the portfolio and click Process. A

message will be displayed that it has been processed.

**Process Corporate Action** admin

← Process

Corporation action processed

Reference: CAC100001.00

Parent Ticker: SIA:SP

Right Ticker: SIASP RT1239284

Exercise Date: 30 Jun 2017

Description: Rights Take up 5.0 for 1.0 exdate 30-Jun-2017. Rights exercise at 8.00 per share.

TDate: 10/07/2017 VDate: 10/07/2017

	Portfolio	Broker	Parent	Rights Takeup	Gross	Brokerage	Cstamp	CFees	Others	GST
<input type="checkbox"/> Delete	TACTICAL	GS	2,500,000.000000	12,500,000.000000	0.00	0.00	0.00	0.00	0.00	0.00




13. An investment trade will be booked for the rights take up. Navigate to Transaction > Fund Management > Investment.

14. Select the Acct Cntr, Portfolio and filter by the Rights Ticker, click on the Refresh button.

15. The trade created from the corporate action will be displayed.

**Investment** admin ?

Acct Cntr\*: TFI-SG Portfolio\*: TACTICAL Ticker: SIASP RT1239284 TDate Fr: dd/mm/yyyy TDate To: dd/mm/yyyy Broker:

Refresh New Custody/Settlement Delete Confirm   

Flag	TradeID	Acct Cntr	Broker	Portfolio	Ticker	TDate	Buy/Sell	Quantity	Ccy	Net Proceeds	Tranx Cost
<input type="checkbox"/>	IVM100053.00	TFI-SG	GS	TACTICAL	SIASP RT12392	10 Jul 2017	Buy	12,500,000.000000	SGD	0.00	0.00

1 50

16. When the TradeID is clicked, it will not allow an edit. Similarly, the trade IVM100053.00 cannot be deleted. However, you may change the custodian. If you need to make amendments, the trade must be deleted from the Process Corporate Action screen and re-booked.

17. To delete, navigate back to Corporate Action maintain screen.

**Process Corporate Action** admin

← Process

Reference: CAC100001.00  
 Parent Ticker: SIA:SP  
 Right Ticker: SIASP RT1239284  
 Exercise Date: 30-Jun-2017  
 Description: Rights Take up 5.0 for 1.0 exdate 30-Jun-2017. Rights exercise at 8.00 per share.

TDate: 30/06/2017 VDate: 30/06/2017

	Portfolio	Broker	Parent	Rights Takeup	Gross	Brokerage	Cstamp	CFees	Others	GST
<input checked="" type="checkbox"/> Delete	TACTICAL	GS	2,500,000.000000	12,500,000.000000	0.00	0.00	0.00	0.00	0.00	0.00

18. Select the portfolio with the Delete caption on the checkbox and click Process.

**Process Corporate Action** admin

← Process

Corporation action processed

Reference: CAC100001.00  
 Parent Ticker: SIA:SP  
 Right Ticker: SIASP RT1239284  
 Exercise Date: 30-Jun-2017  
 Description: Rights Take up 5.0 for 1.0 exdate 30-Jun-2017. Rights exercise at 8.00 per share.

TDate: 30/06/2017 VDate: 30/06/2017

	Portfolio	Broker	Parent	Rights Takeup	Gross	Brokerage	Cstamp	CFees	Others	GST
<input type="checkbox"/> Book	TACTICAL		2,500,000.000000	12,500,000.000000						

19. After delete is processed, the corporate action remains in place. You can now process it again.

20. To delete a corporate action itself (CAC100001.00), click Back button to return to Corporate Action screen.

21. Select the checkbox of the corporate action reference and click Delete. Note that the corporate action cannot be deleted if any of the portfolio has been processed in this corporate action.

**Corporate Action**

Exercise Date Fr\*: 30/06/2017 Exercise Date To: dd/mm/yyyy Action: Ticker:

Refresh New Delete

	Action Ref	Type	Ticker	Exercise Date	Description
<input checked="" type="checkbox"/>	CAC100001.00	Rights Take Up	SIA:SP	30 Jun 2017	Rights Take up 5.0 for 1.0 exdate 30-Jun-2017. Rights exercise at 8.00 per share.

1 50

22. The corporate action trade is now deleted.

Corporate Action

Exercise Date Fr\* 30/06/2017

Exercise Date To dd/mm/yyyy

Action

Ticker

Refresh

New

Delete

Action Ref

Type

Ticker

Exercise Date

Description

No records found.

1

50

## **FREQUENTLY ASKED QUESTIONS**

### **FAQ01. Can the system handle corporate action for investment trade?**

Corporate actions for investment trade can be booked under Transaction > Fund Management > Corporate Action in CS Lucas system. Access rights are required to access this module. Please check with your administrator to grant you the necessary rights under Corporate Action.

## **RELATED INFORMATION**

[Create and Amend Investment](#)

[Fund Management - Corporate Action](#)

## **CHANGE HISTORY**

Date	By	Changes
15-Feb-2008	-	Created.
3-May-2021	TS	Updated to latest W5.