

Amend Money Market

[See previous W5 version guide](#)

PURPOSE

This document is a detailed procedure on how to amend money market transactions.

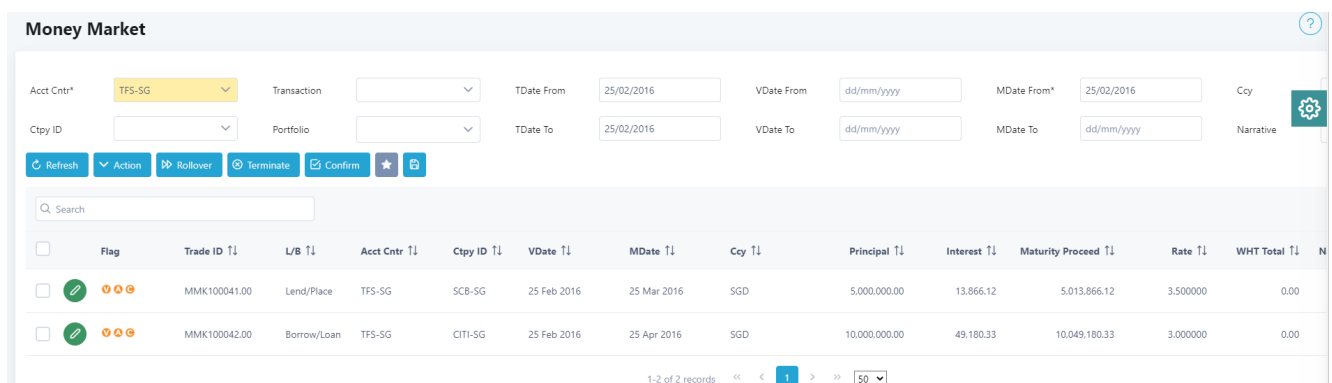
WHY IS THIS IMPORTANT?

This is important for correcting or changing information on money market transactions previously entered.

PROCEDURE



1. From the main menu, select Transaction > Money Market.
2. Choose the Accounting Centre. Click Refresh. Other search parameters like Transaction, TDate From, VDate From, MDate From, etc., may also be filtered to get desired search result.



The screenshot shows the 'Money Market' interface with search filters and a table of transactions. The filters include Acct Cntr* (TFS-SG), Transaction, TDate From (25/02/2016), VDate From (dd/mm/yyyy), MDate From* (25/02/2016), Ccy, Ctpy ID, Portfolio, TDate To (25/02/2016), VDate To (dd/mm/yyyy), MDate To (dd/mm/yyyy), and Narrative. The table has columns for Flag, Trade ID, L/B, Acct Cntr, Ctpy ID, VDate, MDate, Ccy, Principal, Interest, Maturity Proceed, Rate, and WHT Total. Two transactions are listed: MMK100041.00 (Lend/Place) and MMK100042.00 (Borrow/Loan).

Flag	Trade ID	L/B	Acct Cntr	Ctpy ID	VDate	MDate	Ccy	Principal	Interest	Maturity Proceed	Rate	WHT Total
	MMK100041.00	Lend/Place	TFS-SG	SCB-SG	25 Feb 2016	25 Mar 2016	SGD	5,000,000.00	13,866.12	5,013,866.12	3.500000	0.00
	MMK100042.00	Borrow/Loan	TFS-SG	CITI-SG	25 Feb 2016	25 Apr 2016	SGD	10,000,000.00	49,180.33	10,049,180.33	3.000000	0.00

3. Select the transaction to amend by clicking on the Edit button. The Amend

Money Market screen is displayed.

Amend Money Market

X Cancel

Update

File/Note

Settle'm Bank

Check Compliance

Discount

Trade ID

MMK100041.00

Transaction*

Lend/Place

Accounting Centre*

TFS-SG

TDate*

25/02/2016

VDate*

25/02/2016

MDate*

25/03/2016

Ccy*

SGD

Amount*

5,000,000.00

Interest Rate*

3.500000

Interest*

13,866.12

Accruals

Act/365 (Act)

Facility*

TFS-SG > SCB-SG

Available:SGD 30.00m (100.0%)

Counterparty ID

SCB-SG

Soft Amend

Portfolio

Transaction Type

-

Projects

-

Our Dealer

admin@devent1.com

Ctpy Dealer

Ctpy Reference

Broker

Brokerage

Narrative

Skip Holidays

Show WHT Fields

Comparative Quotes

Counterparty

+

Rate %

-

Description

Quote Table

Counterparty

Rate %

Description

No records found.

Trade Change History

Loaded Transaction by admin@devent1.com

TradeID:MMK100041.00 Bv:admin@devent1.com At:11 Apr 2023 07:11.40

4. Note that fields below the Soft Amend button are non-contractual details; therefore, Soft Amend is allowed. This means that changing it will not need re-authorisation and re-verification. The trade ID suffix will remain the same (.00).

5. In this example, hard amend will be done.

6. Change the fields as required.

Amend Money Market

✕ Cancel 📁 Update 📁 File/Note Settle'm Bank ▼ [Check Compliance](#)


Discount	<input type="checkbox"/>
Trade ID	MMK100041.00
Transaction*	Lend/Place ▼
Accounting Centre*	TFS-SG ▼
TDate*	25/02/2016
VDate*	25/02/2016
MDate*	25/03/2016
Ccy*	SGD ▼
Amount*	6,000,000.00
Interest Rate*	3.7
Interest*	13,866.12 ↻
Accruals	Act/365 (Act) ▼
Facility*	TFS-SG > SCB-SG ▼ ↻ Available:SGD 30.00m (100.0%)
Counterparty ID	SCB-SG



7. In this example, the amount will be changed to 6,000,000.00 and the interest rate will be 3.7.

8. Click Recompute button besides Interest to recompute the interest amount. System will also recompute the interest during update if Recompute button is not clicked after the change of transaction details.

Amend Money Market

Cancel Update File/Note Settle'm Bank Check Compliance

 The system has recomputed the interest. Click on the book button again to continue with the execution.

Discount	<input type="checkbox"/>
Trade ID	MMK100041.00
Transaction*	Lend/Place
Accounting Centre*	TFS-SG
TDate*	25/02/2016
VDate*	25/02/2016
MDate*	25/03/2016
Ccy*	SGD
Amount*	6,000,000.00
Interest Rate*	3.700000
Interest*	17,590.16 
Accruals	Act/365 (Act)
Facility*	TFS-SG > SCB-SG  Available:SGD 30.00m (100.0%)
Counterparty ID	SCB-SG

Soft Amend

9. Click Update when done. Once a pop-up appear, choose Yes.

10. The Money Market screen will be displayed, the amended transaction appears

with a change in the Trade ID.

Money Market

Acct Cntr*

TFS-SG

Transaction

TDate From

25/02/2016

VDate From

dd/mm/yyyy

MDate From*

25/02/2016

Ccy

Cpty ID

Portfolio

TDate To

25/02/2016

VDate To

dd/mm/yyyy

MDate To

dd/mm/yyyy

Narrative

Refresh

Action

Rollover

Terminate

Confirm

Search

	Flag	Trade ID	L/B	Acct Cntr	Cpty ID	VDate	MDate	Ccy	Principal	Interest	Maturity Proceed	Rate	WHT Total
	<div></div>	<div>MMK100041.01</div>	Lend/Place	TFS-SG	SCB-SG	25 Feb 2016	25 Mar 2016	SGD	6,000,000.00	17,590.16	6,017,590.16	3.700000	0.00
	<div></div>	<div>MMK100042.00</div>	Borrow/Loan	TFS-SG	CITI-SG	25 Feb 2016	25 Apr 2016	SGD	10,000,000.00	49,180.33	10,049,180.33	3.000000	0.00

1-2 of 2 records

<

1

>

50

11. The amended transaction will need to be verified and authorized. For instructions, check [Authorizing and Verifying Trades](#).

FREQUENTLY ASKED QUESTIONS

FAQ01. Why can't I amend a rolled trade?

Rolled trades cannot be amended. If there is a need for change, delete the rolled trade first then re-roll after amending. Confirmed trade cannot be amended, as well. To amend it, unconfirm the trade first.

RELATED INFORMATION

[Money Market Creation](#)

[Authorizing and Verifying Trades](#)

CHANGE HISTORY

Date	By	Changes
15-Feb-2008	-	Created.
25-Feb-2016	Clarissa	Rewritten. Reformatted.
8-Jun-2016	Douglas	Proofread.
12-Nov-2019	Lyra	Updated screenshots.
11-Apr-2023	TS	Updated to W6 instructions and screenshots.