

Amend Foreign Exchange (W5)

[This version is superseded. Click here to view the latest guide.](#)

PURPOSE

This document gives the detailed procedure on how to amend foreign exchange transactions.

WHY IS THIS IMPORTANT?

This screen allows users to make amendments to the trades booked in the CS Lucas system if necessary.

PROCEDURE

1. From the launch page of the Foreign Exchange module, choose the Accounting Centre from the drop down and the VDate Fr field. In this example, TFS-SG will be chosen.
2. Click Refresh. FX transactions under that Accounting Centre will be displayed.




Foreign Exchange




dev01

Acct Cntr* TFS-SG Buy Ccy TDate Fr dd/mm/yyyy Vdate Fr* 02/03/2017 Portfolio FX Type

CtpyID Sell Ccy TDate To dd/mm/yyyy Vdate To dd/mm/yyyy Trade ID Narrative

Refresh New Outright New Swap Delete Rollover Update MTM Confirm



	Flag	Trade ID	Acct Cntr	CtpyID	TDate	VDate	BCcy	Buy Amount	SCcy	Sell Amount	Exchange Rate	Type
<input type="checkbox"/>		FRX100015.00	TFS-SG	DBS-SG	3 Mar 2016	2 Mar 2017	SGD	10,000,000.00	USD	6,666,666.67	1.500000	Foreign Exchange Outright
<input type="checkbox"/>		FRX100010.00	TFS-SG	CITI-SG	30 Jun 2017	24 Jul 2017	SGD	2,087,029.11	AUD	2,000,000.00	0.958300	Foreign Exchange Outright
<input type="checkbox"/>		FRX100009.00	TFS-SG	CITI-SG	30 Jun 2017	11 Sep 2017	EUR	30,000,000.00	SGD	47,452,800.00	1.581760	Foreign Exchange Outright

3. Click on the TradeID of the transaction to amend. In this example, FRX100015.00 will be amended.
4. From the Amend Foreign Exchange Outright screen, changes can be made.

Amend Foreign Exchange Outright

TradeID	FRX100015.00		
Accounting Centre*	TFS-SG		
TDate*	03/03/2016		
VDate*	02/03/2017		
Transaction*	Buy		
Ccy*	SGD		
Amount*	10,000,000.00		
Against Ccy*	USD		
Spot Ref Rate*	1.500000		
Forward Points	0.000000		
Contract Rate	1.500000		
Counter Value	6,666,666.67		
Facility*	TFS - DBS-SG:FX		Available:SGD 100.00m (100.0%)
Counterparty ID	DBS-SG		
Reval Rate	<input type="text"/>		
<input type="button" value="Soft Amend"/>			
Portfolio	<input type="text"/>		
Transaction Type	-		
Project	-		
Our Dealer	dev01@12dl2d.com		
Ctpy Dealer	<input type="text"/>		
Ctpy Reference	<input type="text"/>		
Narrative	<input type="text"/>		
Hedge Deal?	<input type="checkbox"/>		
Skip Holidays	<input type="checkbox"/>		

Comparative Quotes

Counterparty	<input type="text"/>		<input type="button" value="Add"/>	<table> <tr> <th>Counterparty</th> <th>Rate</th> <th>Remarks</th> </tr> <tr> <td colspan="3">No records found.</td> </tr> </table>	Counterparty	Rate	Remarks	No records found.		
Counterparty	Rate	Remarks								
No records found.										
Rate	<input type="text"/>		<input type="button" value="Remove"/>							
Remarks	<input type="text"/>									



5. All fields under Soft Amend button are non-contractual details. If Portfolio, Transaction Type, Project, Ctpy Dealer, Narrative will be changed, clicking Soft Amend button will



suffice. This will not change the suffix of the TradeID and does not require re-authorization and re-verification.

6. The fields above the soft amend button are contractual details, therefore re-authorization and re-verification are required. Updating these fields will warrant a change in the suffix of the TradeID.

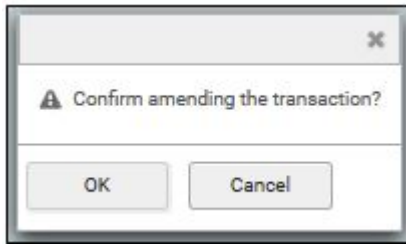
7. In this example, the amount and the Spot Reference Rate will be amended.

Amend Foreign Exchange Outright



TradeID	FRX100015.00
Accounting Centre*	<input type="text" value="TFS-SG"/>
TDate*	<input type="text" value="03/03/2016"/>
VDate*	<input type="text" value="02/03/2017"/>
Transaction*	<input type="text" value="Buy"/>
Ccy*	<input type="text" value="SGD"/>
Amount*	<input type="text" value="15,000,000.00"/>
Against Ccy*	<input type="text" value="USD"/>
Spot Ref Rate*	<input type="text" value="2.3"/>
Forward Points	<input type="text" value="0.000000"/>
Contract Rate	1.500000
Counter Value	6,666,666.67 
Facility*	<input type="text" value="TFS - DBS-SG:FX"/> 
Counterparty ID	DBS-SG
Reval Rate	<input type="text"/>
<input type="button" value="Soft Amend"/>	
Portfolio	<input type="text"/>
Transaction Type	<input type="text" value="-"/>
Project	<input type="text" value="-"/>
Our Dealer	<input type="text" value="dev01@12dl2d.com"/>
Ctpy Dealer	<input type="text"/>
Ctpy Reference	<input type="text"/>
Narrative	<input type="text"/>
Hedge Deal?	<input type="checkbox"/>

8. Click Update. A popup will appear. Click OK.



9. The system will recompute the countervalue. Click Update again. Choose OK in the popup.

10. The Foreign Exchange main screen will be displayed. The TradeID's suffix changes and the amendments on the amount and exchange rate will be shown.




Foreign Exchange




dev01

Acct Cntr* TFS-SG Buy Coy TDate Fr dd/mm/yyyy Vdate Fr* 02/03/2017 Portfolio FX Type

CtpyID Sell Coy TDate To dd/mm/yyyy Vdate To dd/mm/yyyy Trade ID Narrative

Refresh New Outright New Swap Delete Rollover Update MTM Confirm



	Flag	Trade ID	Acct Cntr	CtpyID	TDate	VDate	BCoy	Buy Amount	SCoy	Sell Amount	Exchange Rate	Type
<input type="checkbox"/>		FRX100015.01	TFS-SG	DBS-SG	3 Mar 2016	2 Mar 2017	SGD	15,000,000.00	USD	6,521,739.13	2.300000	Foreign Exchange Outright
<input type="checkbox"/>		FRX100010.00	TFS-SG	CITI-SG	30 Jun 2017	24 Jul 2017	SGD	2,087,029.11	AUD	2,000,000.00	0.958300	Foreign Exchange Outright
<input type="checkbox"/>		FRX100009.00	TFS-SG	CITI-SG	30 Jun 2017	11 Sep 2017	EUR	30,000,000.00	SGD	47,452,800.00	1.581760	Foreign Exchange Outright

11. The amended transaction will need to be verified and authorized. For instructions, check [Authorizing and Verifying Trades](#).

FREQUENTLY ASKED QUESTIONS

FAQ01. Are there restrictions in amending foreign exchange transactions?

Yes there are. When amending FX transactions, the following restrictions apply:

- FX swaps cannot be amended because those are booked as a pair of FX Outright trades. The pair needs to be deleted then rebooked before amending.
- If the trade has been rolled. A rolled trade has to be deleted and then rebooked.
- If the trade has been confirmed. To amend, un-confirm

the trade first.

RELATED INFORMATION

[Launching Foreign Exchange Module](#)

[Creating FX Outright](#)

[Authorizing and Verify Trades](#)

[Foreign Exchange Confirmation](#)

CHANGE HISTORY

Date	By	Changes
15-Feb-2008	-	Created
28-Jul-2015	CS	Included section for FAQ
3-Mar-2016	Clarissa	Rewritten. Reformatted.
12-Jun-2016	Richard	Proofread.
14-Nov-2019	Lyra	Updated Screenshots.