

Ad Hoc Report Design

PURPOSE

This document shows the procedures on how to create/ design ad hoc report.

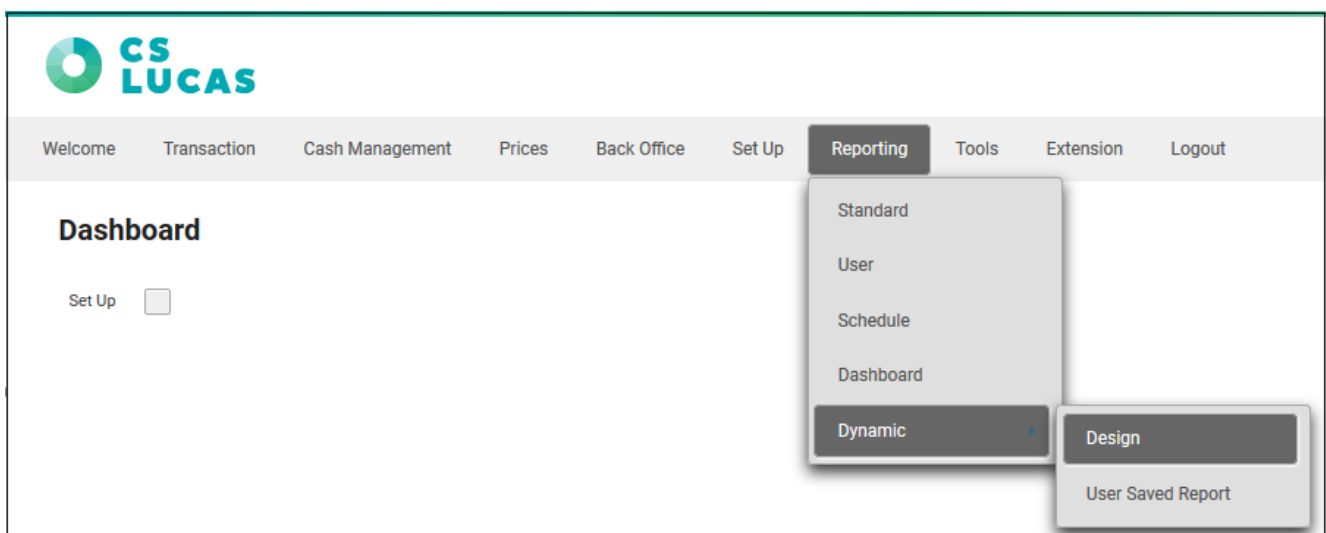
WHY IS THIS IMPORTANT?

With the Dynamic Reports feature, users can create their own reports via a drag-and-drop interface using data available to them. These reports can be exported to various file formats including PDF and Excel.

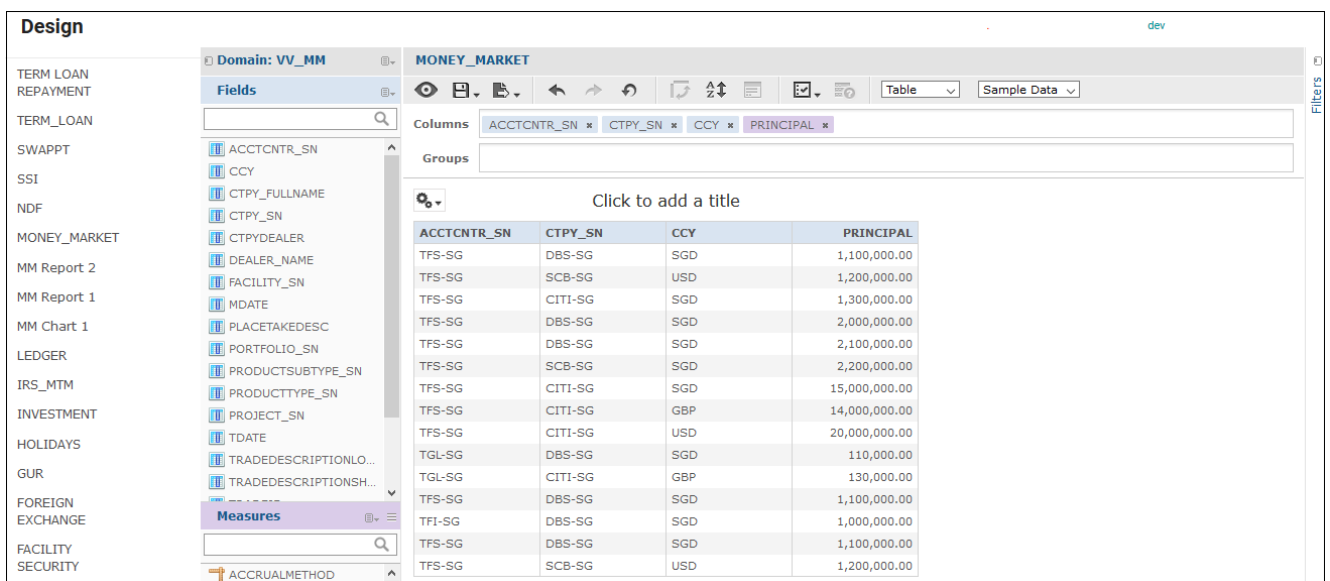
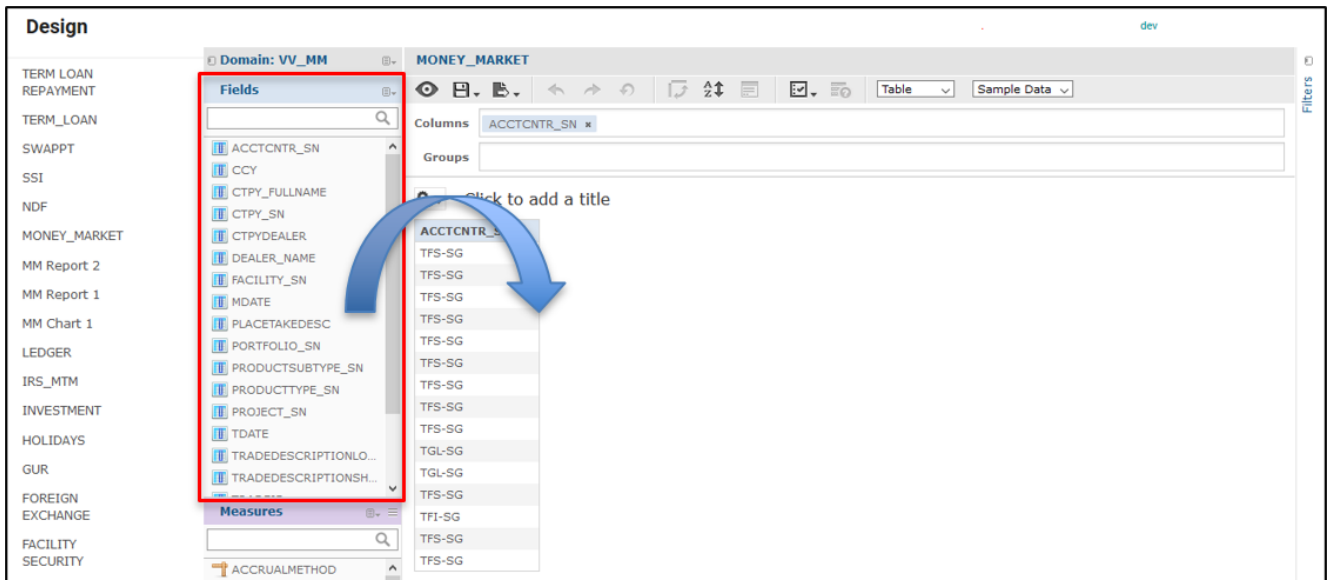
PROCEDURE



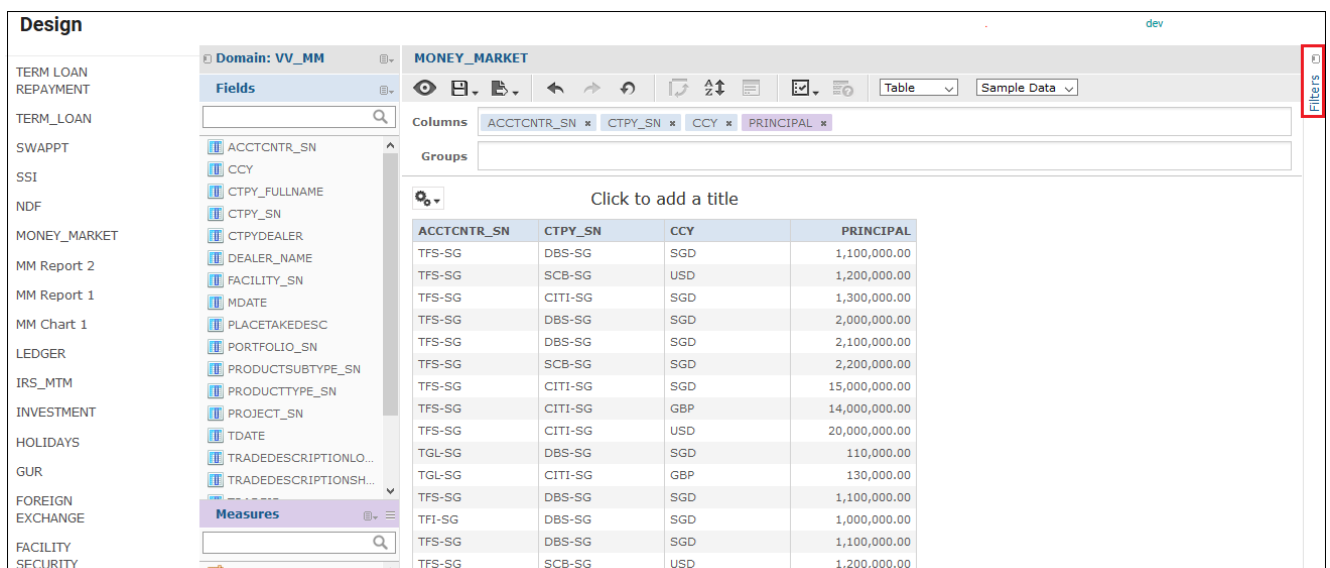
1. From the Main Menu, select Reporting > Dynamic > Design.



2. The Ad Hoc Report Design screen displays. You will see a list of available views for transactions/ static data that you can create ad hoc report design from.



5. To create custom filters, click on the Filters at the top right of the Ad Hoc Report Designer.



6. Filter panel displays. Drag and drop a field to the Filter panel. For example,

PLACETAKEDESC.

Design

Domain: VV_MM

Fields

- ACCTCNTR_SN
- CCY
- CTPY_FULLNAME
- CTPY_SN
- CTPYDEALER
- DEALER_NAME
- FACILITY_SN
- MDATE
- PLACETAKEDESC**
- PORTFOLIO_SN
- PRODUCTSUBTYPE_SN
- PRODUCTTYPE_SN
- PROJECT_SN
- TDATE
- TRADEDESCRIPTIONLO...
- TRADEDESCRIPTIONSH...

Measures

MONEY_MARKET

Columns: ACCTCNTR_SN * CTPY_SN * CCY * PRINCIPAL *

Groups

Click to add a title

| ACCTCNTR_SN | CTPY_SN | CCY | PRINCIPAL |
|-------------|---------|-----|---------------|
| TFS-SG | DBS-SG | SGD | 1,100,000.00 |
| TFS-SG | SCB-SG | USD | 1,200,000.00 |
| TFS-SG | CITI-SG | SGD | 1,300,000.00 |
| TFS-SG | DBS-SG | SGD | 2,000,000.00 |
| TFS-SG | DBS-SG | SGD | 2,100,000.00 |
| TFS-SG | SCB-SG | SGD | 2,200,000.00 |
| TFS-SG | CITI-SG | SGD | 15,000,000.00 |
| TFS-SG | CITI-SG | GBP | 14,000,000.00 |
| TFS-SG | CITI-SG | USD | 20,000,000.00 |
| TGL-SG | DBS-SG | SGD | 110,000.00 |
| TGL-SG | CITI-SG | GBP | 130,000.00 |
| TFS-SG | DBS-SG | SGD | 1,100,000.00 |
| TFI-SG | DBS-SG | SGD | 1,000,000.00 |
| TFS-SG | DBS-SG | SGD | 1,100,000.00 |

Filters

7. Select to filter by Lend/Place for example. Click Apply.

Design

Domain: VV_MM

Fields

- ACCTCNTR_SN
- CCY
- CTPY_FULLNAME
- CTPY_SN
- CTPYDEALER
- DEALER_NAME
- FACILITY_SN
- MDATE
- PLACETAKEDESC**
- PORTFOLIO_SN
- PRODUCTSUBTYPE_SN
- PRODUCTTYPE_SN
- PROJECT_SN
- TDATE
- TRADEDESCRIPTIONLO...
- TRADEDESCRIPTIONSH...

Measures

MONEY_MARKET

Columns: ACCTCNTR_SN * CTPY_SN * CCY * PRINCIPAL *

Groups

Click to add a title

| ACCTCNTR_SN | CTPY_SN | CCY | PRINCIPAL |
|-------------|---------|-----|---------------|
| TFS-SG | DBS-SG | SGD | 1,100,000.00 |
| TFS-SG | SCB-SG | USD | 1,200,000.00 |
| TFS-SG | CITI-SG | SGD | 1,300,000.00 |
| TFS-SG | DBS-SG | SGD | 2,000,000.00 |
| TFS-SG | DBS-SG | SGD | 2,100,000.00 |
| TFS-SG | SCB-SG | SGD | 2,200,000.00 |
| TFS-SG | CITI-SG | SGD | 15,000,000.00 |
| TFS-SG | CITI-SG | GBP | 14,000,000.00 |
| TFS-SG | CITI-SG | USD | 20,000,000.00 |
| TGL-SG | DBS-SG | SGD | 110,000.00 |
| TGL-SG | CITI-SG | GBP | 130,000.00 |
| TFS-SG | DBS-SG | SGD | 1,100,000.00 |
| TFI-SG | DBS-SG | SGD | 1,000,000.00 |
| TFS-SG | DBS-SG | SGD | 1,100,000.00 |
| TFS-SG | SCB-SG | USD | 1,200,000.00 |

Filters

A.PLACETAKEDESC

Lend/Place

Custom Filter Expression

Apply

8. Data is now filtered by Lend/Place only.

Design

Domain: VV_MM

Fields

- ACCTCNTR_SN
- CCY
- CTPY_FULLNAME
- CTPY_SN
- CTPYDEALER
- DEALER_NAME
- FACILITY_SN
- MDATE
- PLACETAKEDESC
- PORTFOLIO_SN
- PRODUCTSUBTYPE_SN
- PRODUCTTYPE_SN
- PROJECT_SN
- TDATE
- TRADEDESCRIPTIONL...
- TRADEDESCRIPTIONS...

Measures

- ACCRUALMETHOD
- CLOSED
- INTERCO
- INTEREST
- PLACETAKE

MONEY_MARKET

Columns: ACCTCNTR_SN, CTPY_SN, CCY, PRINCIPAL

Groups:

Click to add a title

| ACCTCNTR_SN | CTPY_SN | CCY | PRINCIPAL |
|-------------|---------|-----|--------------|
| TFS-SG | DBS-SG | SGD | 1,100,000.00 |
| TFS-SG | SCB-SG | USD | 1,200,000.00 |
| TFS-SG | DBS-SG | SGD | 2,000,000.00 |
| TFS-SG | DBS-SG | SGD | 2,100,000.00 |
| TFS-SG | SCB-SG | SGD | 2,200,000.00 |
| TGL-SG | DBS-SG | SGD | 110,000.00 |
| TFS-SG | DBS-SG | SGD | 1,100,000.00 |
| TFI-SG | DBS-SG | SGD | 1,000,000.00 |
| TFS-SG | DBS-SG | SGD | 1,100,000.00 |
| TFS-SG | SCB-SG | USD | 1,200,000.00 |
| TFS-SG | DBS-SG | SGD | 1,100,000.00 |
| TGL-SG | DBS-SG | SGD | 110,000.00 |
| TFS-SG | DBS-SG | SGD | 1,100,000.00 |
| TFS-SG | DBS-SG | SGD | 1,100,000.00 |
| TFS-SG | DBS-SG | SGD | 1,100,000.00 |
| TFS-SG | SCB-SG | USD | 1,200,000.00 |

Filters: A.PLACETAKEDESC

Lend/Place

Custom Filter Expression

9. To group data, drag and drop the field to Groups field or right click the field, click Add as Group.

Design

Domain: VV_MM

Fields

- ACCTCNTR_SN
- CCY
- CTPY_FULLNAME
- CTPY_SN
- CTPYDEALER
- DEALER_NAME
- FACILITY_SN
- MDATE
- PLACETAKEDESC
- PORTFOLIO_SN
- PRODUCTSUBTYPE_SN
- PRODUCTTYPE_SN
- PROJECT_SN
- TDATE
- TRADEDESCRIPTIONL...
- TRADEDESCRIPTIONS...

Measures

- ACCRUALMETHOD
- CLOSED
- INTERCO
- INTEREST
- PLACETAKE

MONEY_MARKET

Columns: ACCTCNTR_SN, CTPY_SN, CCY, PRINCIPAL

Groups:

Click to add a title

| CTPY_SN | CCY | PRINCIPAL |
|---------|-----|--------------|
| DBS-SG | SGD | 1,100,000.00 |
| SCB-SG | USD | 1,200,000.00 |
| DBS-SG | SGD | 2,000,000.00 |
| DBS-SG | SGD | 2,100,000.00 |
| SCB-SG | SGD | 2,200,000.00 |
| DBS-SG | SGD | 110,000.00 |
| DBS-SG | SGD | 1,100,000.00 |
| DBS-SG | SGD | 1,000,000.00 |
| DBS-SG | SGD | 1,100,000.00 |
| SCB-SG | USD | 1,200,000.00 |
| DBS-SG | SGD | 1,100,000.00 |
| DBS-SG | SGD | 110,000.00 |
| DBS-SG | SGD | 1,100,000.00 |
| DBS-SG | SGD | 1,100,000.00 |
| DBS-SG | SGD | 1,100,000.00 |
| SCB-SG | USD | 1,200,000.00 |

Filters: A.PLACETAKEDESC

Lend/Place

Custom Filter Expression

10. To provide a title for the report, click to add a title. Key in the report title.

Design

Domain: VV_MM

Fields

- ACCTCNTR_SN
- CCY
- CTPY_FULLNAME
- CTPY_SN
- CTPYDEALER
- DEALER_NAME
- FACILITY_SN
- MDATE
- PLACETAKEDESC
- PORTFOLIO_SN
- PRODUCTSUBTYPE_SN
- PRODUCTTYPE_SN

Measures

- ACCRUALMETHOD
- CLOSED
- INTERCO
- INTEREST
- PLACETAKE

MONEY_MARKET

Columns: Spacer, ACCTCNTR_SN, CTPY_SN, CCY, PRINCIPAL

Groups: CCY

Click to add a title

MM Placement

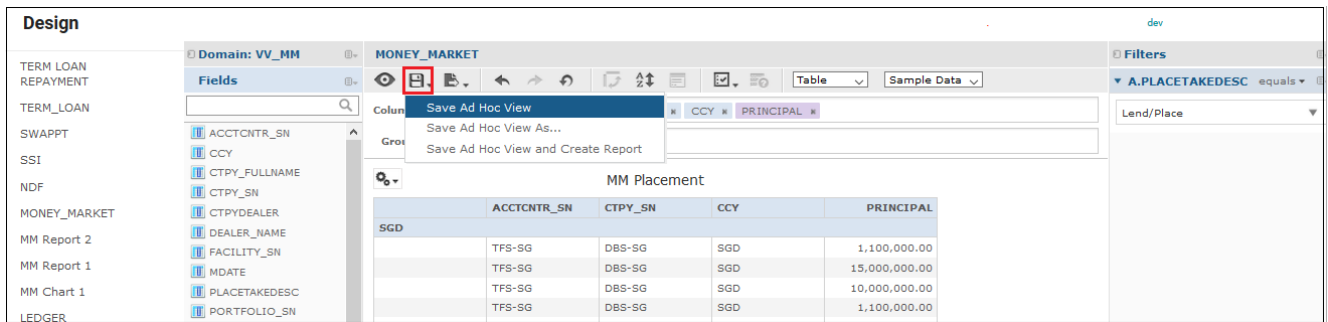
| | ACCTCNTR_SN | CTPY_SN | CCY | PRINCIPAL |
|-----|-------------|---------|-----|---------------|
| SGD | TFS-SG | DBS-SG | SGD | 1,100,000.00 |
| | TFS-SG | DBS-SG | SGD | 15,000,000.00 |
| | TFS-SG | DBS-SG | SGD | 10,000,000.00 |
| | TFS-SG | DBS-SG | SGD | 1,100,000.00 |
| | TFI-SG | DBS-SG | SGD | 1,000,000.00 |
| | TGL-SG | DBS-SG | SGD | 110,000.00 |

Filters: A.PLACETAKEDESC equals

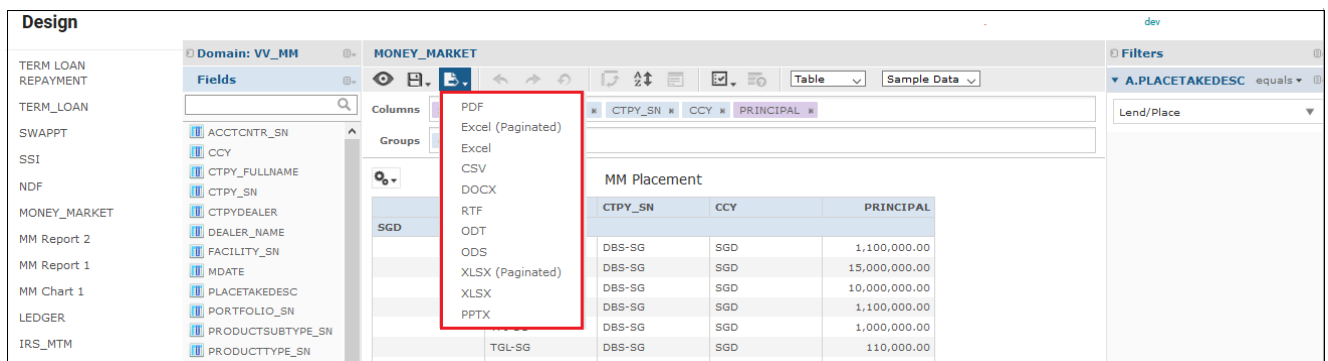
Lend/Place

Custom Filter Expression

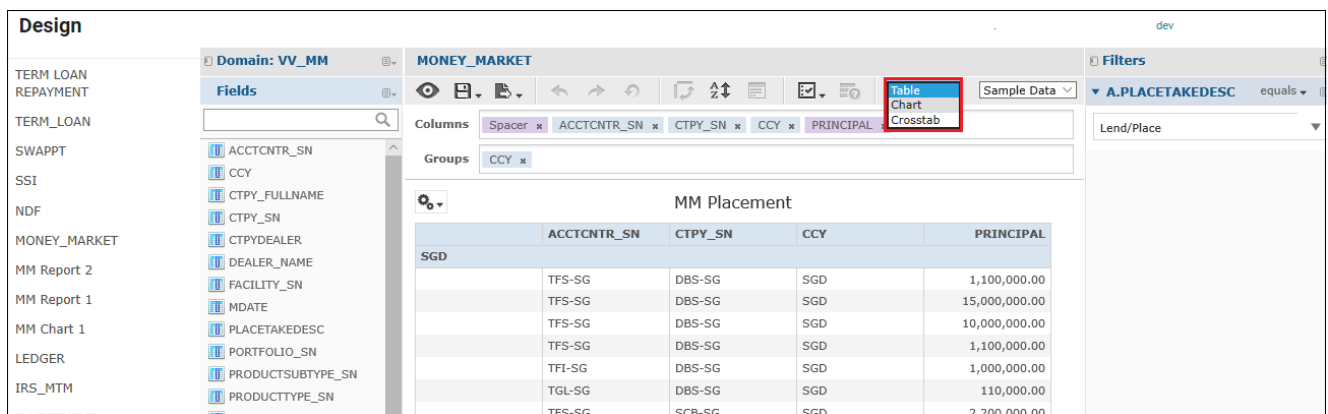
11. To save Ad Hoc Report View, click on the Save icon and select Save Ad Hoc View.



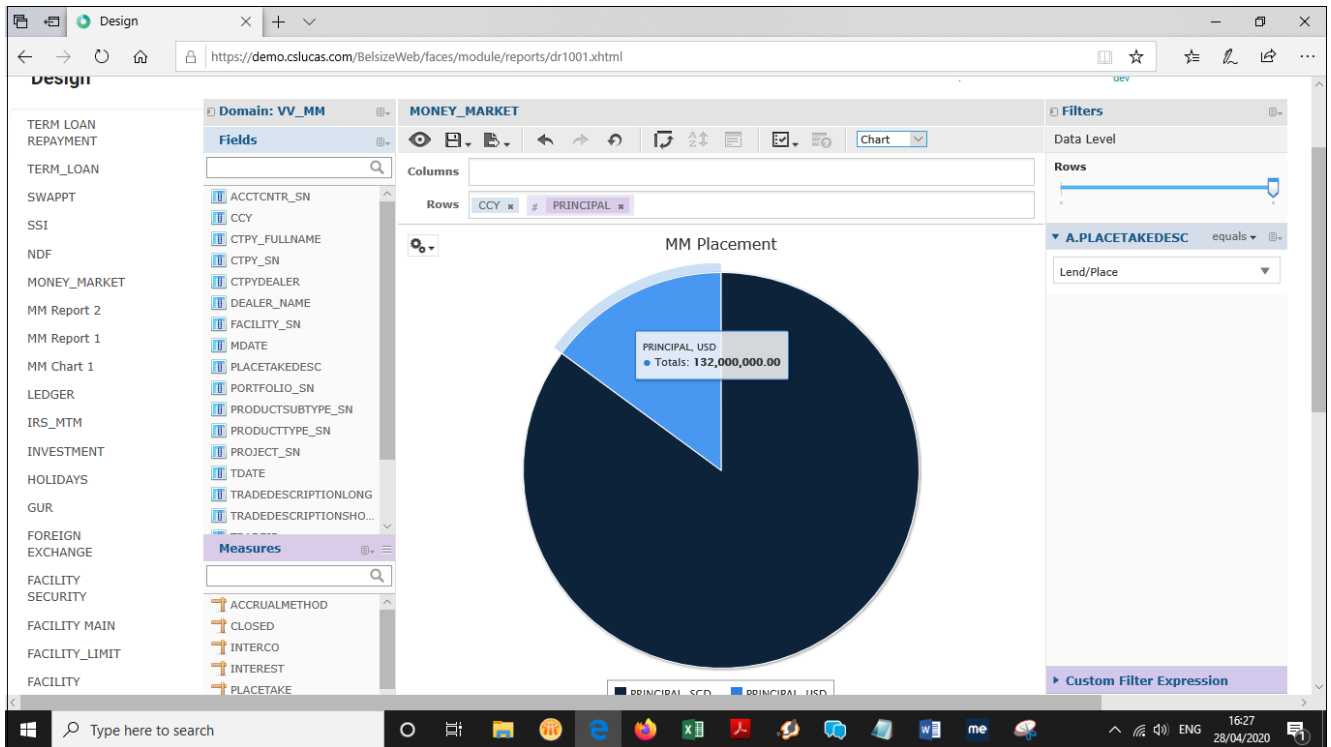
12. Ad hoc report can be generated and exported in various formats as follow. Click on Export and select the format required.



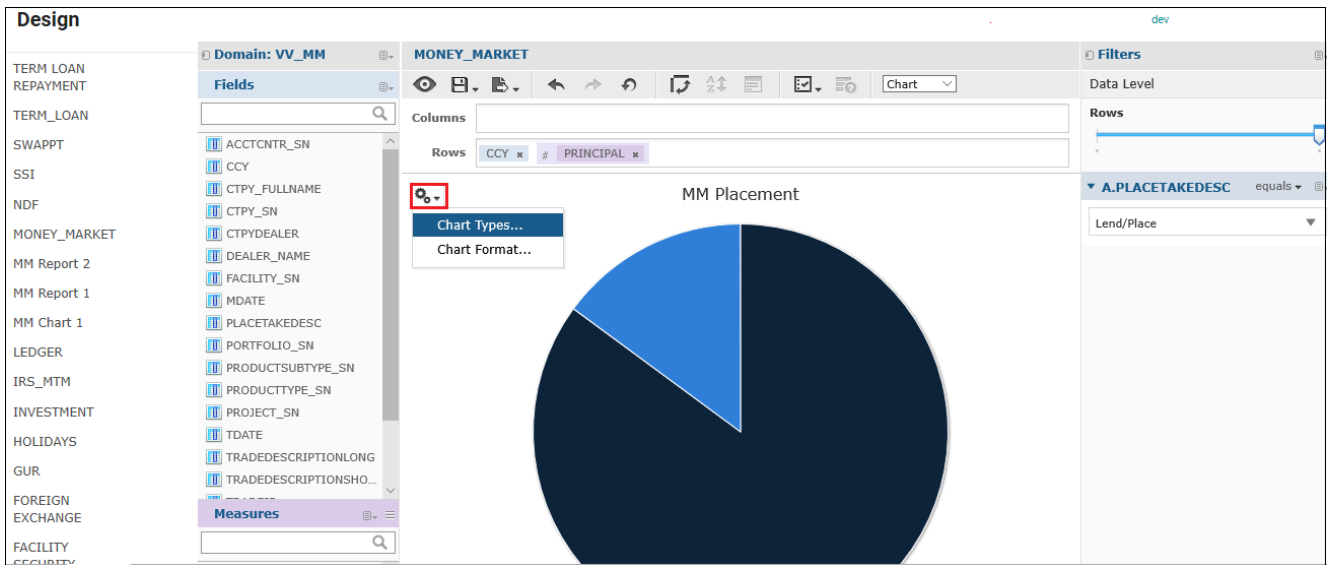
13. Users may also choose to generate charts. Select Chart from the drop down as shown below.



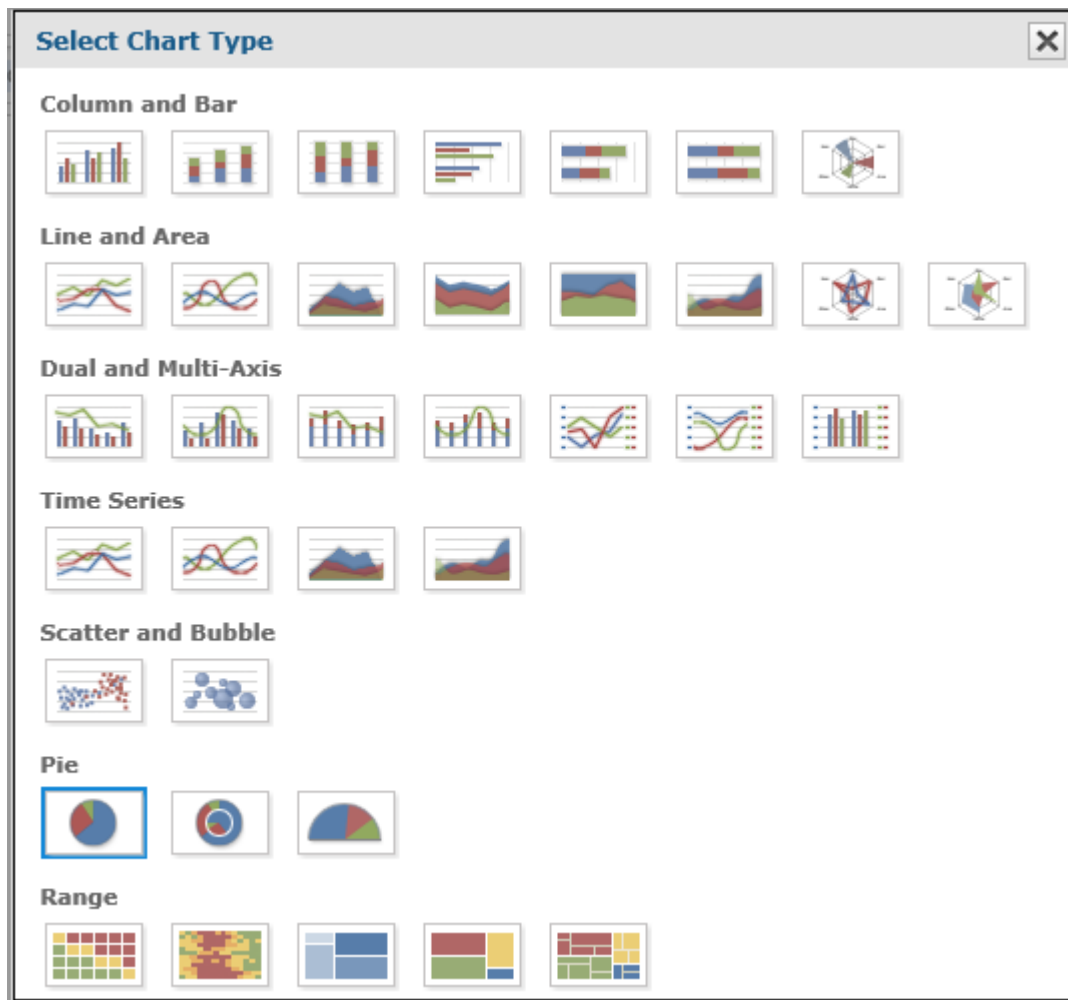
14. Add and remove the fields required accordingly.



15. Click on the Setting icon to select the Chart types.



User may choose the chart types available in the pop up.



FREQUENTLY ASKED QUESTIONS

RELATED INFORMATION

CHANGE HISTORY

| Date | By | Changes |
|-------------|------|-----------------------------------|
| 25-Jun-2019 | Don | Created. |
| 20-Nov-2019 | T5 | Updated. |
| 28-Apr-2020 | Lyra | Updated with latest screen shots. |